



Annual Report

2018

لَا إِلَهَ إِلَّا اللَّهُ مُحَمَّدٌ رَسُوْلُهُ





Custodian of the Two Holy Mosques
King Salman Bin Abdulaziz Al Saud



His Royal Highness, Prince
Mohamed Bin Salman Bin Abdulaziz Al Saud
Crown Prince, Deputy Premier and Minister of Defense



SFD
المنحوق السعودى للتنمية
Saudi Fund for Development



Rehabilitation of the National Road
No.3 part "RUMONGE-NYANZALAC"
Project

Contents

▪ Foreword	07
▪ Saudi Fund for Development (SFD) in Brief	08
Chapter One: Development Activities during the Year (2018)	11
▪ First: Signed Loan Agreements	12
▪ Second: Sectorial Distribution of Signed Loan Agreements	15
▪ Third: Projects Financed	16
▪ Fourth: Co-financing of Signed Loan Agreements	40
Chapter Two: Development Activities during the period (1975 – 2018)	43
▪ SFD Cumulative Contributions	44
▪ Geographical Distribution of Total Number and Amount of SFD Projects	45
▪ Sectorial Distribution of Total Number and Amount of SFD Projects	46
▪ Sectorial and Geographical Distribution of Total Number and Amount of SFD Projects	48
▪ Geographical Distribution of Total Number and Amount of Transportation and Communication Projects	49
▪ Geographical Distribution of Total Number and Amount of Social Infrastructure Projects	50
▪ Geographical Distribution of Total Number and Amount of Projects in Other Sectors	51
▪ Cumulative Co-financing	52
▪ Cumulative Disbursements	53
Project in Focus	
▪ SFD Efforts To Support Social Infrastructure in the Republic of Uzbekistan	54
Chapter Three: Saudi Export Program Activities	61
▪ First: Export Financing Activity	63
▪ Second: Guarantee Activity	68
▪ Third: Marketing Activity	72
Appendices:	75
▪ Appendix (1): Development Activities during the period 1975 – 2018	76
▪ Appendix (2): Contributions of the Kingdom of Saudi Arabia to Arab, Regional and International Development Institutions up to 31/12/2018	90
▪ Appendix (3): The Co-financing Institutions with the SFD during the Period 1975 – 2018	91

Board of Directors



H. E. Mr. Ahmed Bin Aqeel Al Khatib
Adviser at the General Secretariat of the
Council of Ministers - Chairman of the Board



Dr. Khaled bin Sulaiman Alkhudairy
Vice-Chairman and Managing Director



Mr. Faisal bin Abdulaziz Hashim
Deputy Minister of Foreign Affairs for specialized
International Affairs - Member of the Board



Mr. Ayman Mohammed Alsayari
Deputy Governor for Investment at SAMA -
Member of the Board



Dr. Mo'ayyad bin Issa Al-Qurtas
Member of the Board



Eng. Omar bin Ahmad Bahlioh
Member of the Board

Foreword

It gives me great pleasure to introduce the annual report of the Saudi Fund for Development (SFD) for the financial year 2018. The SFD efforts is a part of the Saudi Government's care, year after year, in supporting the development process in the developing countries by contributing to the financing of infrastructure projects to achieve the desired development in these countries and to improve the standard of living of their peoples. They also contribute to enhancing and supporting the relationship between the Saudi Arabia and other countries by providing finance and guarantee to exporters of national goods and services to the public and private sectors in those countries.

To realize the Saudi Vision 2030, SFD has developed comprehensive strategy and media strategy so that SFD efficiently leverages its business model and enhances the local content in its funded projects, which are an important pillar of the Fund. The SFD is currently developing catalytic initiatives for the private sector to promote and increase its contributions to services and products in the SFD-funded projects in the beneficiary countries. The SFD participates in many local events to introduce its projects so that the private sector participates in and provides its views about these projects. The SFD has embarked on applying its strategy in selecting countries, sectors and projects in which the Kingdom has a competitive advantage with the aim to increase local content. The SFD also explores some programs that would empower the private sector and alleviate the difficulties it may face, through conducting partnership with the National Companies Promotion Program to work abroad.

The SFD, in cooperation with the international community, is also intensifying its efforts to contribute to achieving the 17 sustainable development goals (SDGs) adopted at the General Assembly of the United Nations held in September 2015. These SDGs seek to help the world's poorest people and those with the least opportunity to enjoy the basic services necessary in many areas such as health and education and place focus on climate change and protection of the planet. They also aim to support and synergize development efforts through international partnerships.

In this report, Chapter One presents the SFD's efforts and contributions to financing development projects and programs in the developing countries during the year in question. It also highlights the SFD's work and development efforts since its inception until the end of 2018 (Chapter Two). The Report also covers the export financing and guarantee activities through the Saudi Export Program (Chapter Three). In its efforts to support the development process in the developing countries, in 2018 SFD contributed to financing of 23 development projects and programs in 13 developing countries with a total amount of SR 3204 million. The Fund has, since its inception up to date, financed 688 projects and programs in 83 countries in Africa, Asia and Other Regions of the world with a total amount exceeding SR 61,958 million.

In supporting the economic relations between the Kingdom and the brother and friendly countries, SFD approved 5 national non-oil export financing transactions with a total value of SR 1,460 million. Thus, the number of national non-oil export financing transactions approved by the Fund since the inception of this program activity in 2001 to this year reached 173 transactions with a total value of SR 45,920 million. With regard to the Saudi Export Program activities, the total number of policies issued by the program since its inception until the end of 2018 amounted to 293 national export guarantee policies with a total value of SR 30,290 million.

The figures and statistics included in this report reflect the progress of the Fund's efforts, year after year, to underline the attention and interest of the Custodian of the Two Holy Mosques and His Highness the Crown Prince to support development efforts at the international level, especially in the developing countries and strengthen the Kingdom's economic relations with other countries.

In conclusion, I would like to thank the Custodian of the Two Holy Mosques and His Crown Prince for their generous support for the Fund and its various contributions in all development activities.

Allah is the Arbiter of Success



Ahmed Bin Aqeel Al Khatib
Chairman of the Board
Saudi Fund for Development

Saudi Fund for Development (SFD) in Brief



Foundation:

The Saudi Fund for Development was founded by virtue of Royal Decree No. M/48, issued on 01/09/1974, and it commenced operations on 01/03/1975.



Objectives:

As defined in its charter, the Fund's main objectives are to participate in financing development projects in the developing countries by granting them the necessary loans, granting them the technical aids necessary for financing studies and institutional support, and financing and guaranteeing the national non-crude oil exports.



Management and Organization:

The Fund is a general institution and legal entity of an independent financial status. It is managed by a six member Board of Directors. The Fund's Vice Chairman, the Managing Director, assumes the executive authority and he is responsible for the implementation of the Board's decisions.



Capital:

The Fund has commenced its activity with a capital of ten thousand million Saudi Riyals provided by the Saudi government. This capital had then been increased in three phases to reach thirty one thousand million Saudi Riyals.

Scope of Activities

First: Financing of Development Projects

The Fund contributes to these projects by providing soft loans. Its activity is not geographically restricted, and it also deals directly with the governments of the developing countries in order to participate in financing priority development projects. The Fund provides financing priority to the least developed and low-income countries.

Second: Export Credit and Insurance

The fund is financing and guaranteeing the national non-crude oil exports.

- A. The project to be financed in the recipient country should be proved economically or socially feasible.
- B. The funding of the entire project for which the loan is provided should be available.
- C. The loan should be disbursed and repaid in Saudi Riyal.
- D. The loan amount granted to any project should neither exceed 5% of the Fund's capital.
- E. The total loan amounts granted to any country in one time should neither exceed 10% of the Fund's capital.

Second: Export Credit and Insurance

For financing and insuring exports, the Fund takes into consideration the following conditions:

- A. The eligible national commodities and services as well as the added value should be as follows:
 1. They can be subsumed under the industrially processed products, including the downstream petroleum sector products, industrial and agricultural goods, and the exported services and turnkey projects.

2. The local added value to the commodities and services to be exported should be equivalent to but not less than 25%.
 - B. Coverage Percentage and Finance Term:
 1. The Fund's financing percentage may reach up to 100% of the export transaction value according to the kind of exports, nature of transaction and the commercial and political risks involved.
 2. The financing terms vary from one to twelve years.
 3. The coverage percentage of the exports guarantee and insurance service is 90% of the total unpaid value of the exports.

C. The Accepted Currency:

The Saudi Riyal or US Dollar is approved as the official currency in all Program's transactions.

D. The Required Guarantees for Loan Finance:

The Program fulfills the needed guarantees to secure the Fund's rights based on the nature of transaction, its risks and the legal entity of its involved parties.

Statutory Framework:

The Fund's charter includes the basic regulations for providing development loans and financing and guaranteeing national exports.

First: Development Loans for Financing Development Projects

The Following conditions have to be met to obtain the SFD's loan:



SFD
الصندوق السعودي للتنمية
Saudi Fund for Development

H. E. Mr. Ahmed Al-Khatib, Chairman of the Board of Directors of SFD, signed a loan agreement with Dr. Anwar Husnoo Minister of Health in Mauritius, in the presence of HRH Prince Abdulaziz bin Saud bin Nayef Al Saud, the Minister of Interior, and Prime Minister Pravind Kumar Jugnauth.

Main office of Saudi Fund for Development in Riyadh, KSA





Chapter One

Development Activities during the Year (2018)

1. Signed Loan Agreements

In its support to finance the development projects in the developing countries and enhance the march of international development, the Fund has signed 23 loan agreements in 2018 with 13 developing countries at a total value of SR 3,204.76 million to contribute to finance 23 development projects and programs, 16 projects and programs in Africa at a total value of SR 2,580 million, 5 projects and programs in Asia at a total value of SR 521.63 million. This is in addition to funding two projects and programs in Other Regions of the world at a total value of SR. 103.13 million as illustrated in the following table:

A. Africa

Mali

- **Projet De La Route Didieni (Kwala) – Mourdia-Goumpou- Nara- Frontiere De Mauritanie (Part I)**
Loan Amount: 48.75
Date Agreement Signed: (13/06/1439 H - 01/03/2018)



Zambia

- **The Construction Of King Salman Bin Abdulaziz Specialized Hospital**
Loan Amount: 375.00
Date Agreement Signed: (23/04/1439 H - 10/01/2018)



Morocco

- **Project Of Supplying Portable Water For Four Areas**
Loan Amount: 375.00
Date Agreement Signed: (11/08/1439 H - 27/04/2018)



Mauritius

- **Flacq Teaching Hospital Project**
Loan Amount: 187.50
Date Agreement Signed: (18/10/1439 H - 02/07/2018)
- **Cancer Hospital Project**
Loan Amount: 93.75
Date Agreement Signed: (13/02/1440 H - 22/10/2018)
- **Social Housing**
Loan Amount: 187.50
Date Agreement Signed: (13/02/1440 H - 22/10/2018)
- **Multi Sports Complex**
Loan Amount: 93.75
Date Agreement Signed: (13/02/1440 H - 22/10/2018)



Burundi

- **National Road No.16 "Bururi-Gitiga" First Phase "Bururi-Gakuba" Project**
Loan Amount: 56.25
Date Agreement Signed: (09/09/1439 H - 24/05/2018)
- **Rehabilitation Of The National Road No.3 Part "Rumonge-Nyanzalac" Project**
Loan Amount: 56.25
Date Agreement Signed: (18/03/1440 H - 26/11/2018)
- **Construction And Equipping The Higher Institute Project In Cibitoke**
Loan Amount: 45.00
Date Agreement Signed: (18/03/1440 H - 26/11/2018)



Chad

- **Drinking Water Supply Project In Abeche**
Loan Amount: 93.75
Date Agreement Signed: (20/02/1440 H - 29/10/2018)
- **N'gouri – Bol Road Project (Part II) (Additional Loan)**
Loan Amount: 41.25
Date Agreement Signed: 20/02/1440 H - 29/10/2018



Total A
2580.00
(SR Million)

Comoros

- **Rehabilitation Of "Matsamoudi-Sema" Road Project In Anjouan Island**
Loan Amount: 63.75
Date Agreement Signed: (19/10/1439 H - 03/07/2018)



Tunisia

- **Integrated Agricultural Development Project In Joumin Ghazala And Sajnan (Phase II)**
Loan Amount: 93.75
Date Agreement Signed: (06/04/1440 H - 13/12/2018)
- **Improvement Of Portable Water Supply Project In The Rural Area Of Bizerte State**
Loan Amount: 318.75
Date Agreement Signed: (06/04/1440 H - 27/12/2018)



Djibouti

- **Rehabilitation Of Djibouti-Galafi Road Project**
Loan Amount: 450.00
Date Agreement Signed: (20/04/1440 H - 27/12/2018)



B. Asia



Sri Lanka

- Additional Loan Agreement Kalu-Ganga Development Project (Additional Loan)

Loan Amount: 60.00

Date Agreement Signed: 05/11/1439 H - 18/07/2018

Total B
521.63
(SR Million)

Vietnam

- Development of Infrastructure Project In Dong Thap Province

Loan Amount: 55.88

Date Agreement Signed: (05/05/1439 H - 22/01/2018)

- Improvement of Infrastructure Project for Flooded Affected Communes of Ha Tin Province

Loan Amount: 56.25

Date Agreement Signed: (05/05/1439 H - 22/01/2018)



Uzbekistan



- Program for Construction of Modern Housing And Associated Infrastructure In Navoi, Fergana and Tashkent

Loan Amount: 187.50

Date Agreement Signed: (14/05/1439 H - 31/01/2018)

- The Rehabilitation of The Pump Cascade Project (Phase II) In Karshi

Loan Amount: 162.00

Date Agreement Signed: (17/07/1439 H - 03/04/2018)

C. Other Regions

Total C
103.13
(SR Million)

Bosnia and Herzegovina

- Development Of Infrastructure For The Old City Of Sarajevo Project

Loan Amount: 30.00

Date Agreement Signed: (12/11/1439 H - 25/07/2018)

- Construction And Rehabilitation A Number Of Hospitals

Loan Amount: 73.13

Date Agreement Signed: (12/11/1439 H - 25/07/2018)



Total (A+B+C)
3204.76
(SR Million)

2. Sectorial Distribution of Signed Loan Agreements

During 2018, the Fund continued its activity in supporting the development projects in a number of economic and social sectors of high priority in the development plans and programs in a number of developing countries in Africa, Asia and Other Regions of the world. The largest share of the financing was allocated to the social infrastructure and transportation and communication sectors, where the Fund financed 11 projects in the social infrastructure sector at a total value of SR 2030.63 million, representing 63.36% of the total contributions, including 4 projects in health, 3 projects in water supply and sewerage, 3 projects in housing and urban development and 1 project in education. The Fund also financed 6 projects in the transportation and communication sector, including 1 additional loan at a total value of SR 716.25 million, representing 22.35% of the total contributions provided for this year, including 6 road projects. The agriculture sector came at the next place, where the Fund financed 3 projects at a total value of SR 315.75 million, representing 9.85% of the total contributions. The Fund contributed an amount of SR 142.13 million, representing 4.44% of the total contributions to finance 3 projects in the other sectors, as illustrated in the following table:

Table No. (1-1)

(SR Million)

Sector	No. of Projects	Amount	of the total amount %
A. Transportation and Communication	6	716.25	22.35
1. Transport			
Roads	6	716.25	22.35
Railway	-	-	-
Sea ports	-	-	-
Airports	-	-	-
2. Communication	-	-	-
B. Agriculture	3	315.75	9.85
C. Energy	-	-	-
D. Social infrastructure	11	2030.63	63.36
1- Water and Sewer Systems	3	787.50	24.57
2- Education	1	45.00	1.40
3- Health	4	729.38	22.76
4- Housing and Urban Development	3	468.75	14.63
e. Industry and Mining	-	-	-
f. Other Sectors	3	142.13	4.44
Total	23	3204.76	100.00

3. Projects Financed



Signing a loan agreement with the Republic of Mauritius.



“The SFD contributions in Zambia were focused on road and health sectors with a total amount of SR 506.76 million. King Salman Bin Abdulaziz Specialized Hospital is the second SFD’s project in the health sector.”

Zambia

Project Description and Objectives

Project Name

The Construction Of King Salman Bin Abdulaziz Specialized Hospital

Total costs	SR 382.50 million
SFD Contribution	SR 375.00 million
Date Agreement Signed	10/01/2018
Project Estimated Completion Date	December 2021
Executing Agency	Ministry of Health

The project aims to offer adequate healthcare for citizens and provide specialized health services that do not exist nationwide. This will contribute to reducing waiting periods for getting the required healthcare with the aim to reduce the mortality rate and contribute to saving the costs incurred by citizens to receive medicine abroad. This is achieved through establishing a children and women referral hospital accommodating 800 beds. The project also aims to provide medical and non-medical equipment, build the capacity of the hospital staff, provide and develop health labor and qualify cadres specialized in different medical and technical specialities required for the operation of the Hospital. The government provided a proper plot in the vicinity of the capital, Lusaka. The financing includes furnishing a unit for the implementation of the project through the provision of the necessary equipment and mechanisms of cars and computers, covering the operational expenses during the implementation period and the provision of consultancy services.



“The SFD contributed to breaking the isolation of the Republic of Mali by linking it to the maritime ports of the neighbouring countries through the establishment of 6 road projects with a total financing of SR 259.81 million.”

Project Name

Project De La Route Didieni (Kwala) – Mourdia-Goumpou- Nara- Frontiere De Mauritanie (Part I)

Mali

Project Description and Objectives

Total costs	SR 494.17 million
SFD Contribution	SR 48.75 million
Date Agreement Signed	01/03/2018
Project Estimated Completion Date	December 2021
Executing Agency	National Road Administration

The project aims to improve the road network to contribute to promoting trade and economic activities between the Republic of Mali and the Islamic Republic of Mauritania and break Mali’s isolation and control commercial exchange between the two countries as well as the West African countries in general. The project consists of civil works. The total length of the road project is 232.6 km. It consists of two parts. The first part is the Dedini - Kuala - Murdia - Combo - Nara Road with a total length of 188.3 km. The second part is the Nara (the borders of the Islamic Republic of Mauritania) Road with a total length of 44.3 km. The project includes the construction and paving of a road (Didini-Koala-Murdia-Kumbu-Nara) with a total length of 188.3 km. It also consists of furnishing a weight station and a fee-collection office and providing consultancy services, including preparing and updating the technical studies of the two parts, supervising and following-up the first part works, supporting the Project Executing Agency and organizing the Project start workshop.



“The Fund contributed to financing 4 water projects in Morocco to meet the shortage of drinking water. The total cost of water projects amounted to SR 485 million distributed in different parts of the country.”

Morocco

Project Description and Objectives

Project Name

Project Of Supplying Portable Water For Four Areas

Total costs	SR 375.00 million
SFD Contribution	SR 375.00 million
Date Agreement Signed	27/04/2018
Project Estimated Completion Date	2022
Executing Agency	Office National de l'Electricit et de l'Eau Potable

The project aims to support the supply of potable water to four areas in Morocco, namely the Wednesday Market in Quneitra region, Tangier, Tetouan, Tanant and associated centers through expanding some existing water treatment plants, strengthening raw and processed water pumping stations and extending channels to transport water to the surrounding areas of the Project. The project consists of civil works, which include the establishment of the Production Section. The works include constructing two ground tanks with a capacity of 1500 m3, furnishing a pumping station, expanding Wadi Al Makhazen Treatment Plant by adding a third treatment plant with a capacity of 330 litres, extending water transport channels with a length of about 50 km and providing an electrical unit and a remote control system.



The SFD continued its support to the Republic of Burundi in road projects to help break the isolation of the country. It financed 7 projects in the road sector out of 12 development projects in various sectors, bringing the total funding in this sector to SR 295.39 million.”

Burundi

Project Description and Objectives

Project Name National Road No.16 “Bururi-Gitiga” First Phase “Bururi-Gakuba” Project

Total costs	SR 182.25 million
SFD Contribution	SR 56.25 million
Date Agreement Signed	24/05/2018
Project Estimated Completion Date	December 2020
Executing Agency	Road Office

The project aims to develop the transport sector and support the road network, in particular the regional and international axes, which will contribute to breaking the isolation of Burundi as it has no ports on the sea to link it with the ports of the neighbouring countries. The project will contribute to developing the paved road network and facilitating the movement of goods, breaking the isolation of villages located on the road, facilitating access to administrative and social centers and alleviating poverty suffered by the people of the region. The total length of the National Road No. 16 linking Bororo-Jetica is about 72 km. The road is divided into two parts. Part 1: Bororo-Kakuba, with a length of 35 km and the second part is Kakuba-Jetica with a length of 37 km. The project consists of implementing the first part of the road, namely Bororo-Kakuba. It also of civil works, including the rehabilitation and construction of a paved with a length of 35 km and a width of 7 meters. The road has two routes with a width of 3.5 m each and two shoulders, each of 1.5 meters wide outside the residential communities and 2.5 meters inside. The Project also provides consulting services that include updating the technical and environmental studies, preparing the detailed designs and tender documents of work and supervising the implementation and support of the Project Implementation Unit through providing two 4x4 vehicles, computers, peripherals, stationery and unit operation expenses.



Project Name
Rehabilitation Of The National Road No.3
Part “Rumonge-Nyanzalac” Project

Burundi
Project Description and Objectives

Total costs	SR 255.00 million
SFD Contribution	SR 56.25 million
Date Agreement Signed	26/11/2018
Project Estimated Completion Date	June 2023
Executing Agency	Ministry of Transport, Public Works, Rehabilitation and Land Development

The project aims to stimulate international trade exchange among the neighbouring countries of Burundi to support their economic integration, break the isolation of rural areas along the road, enhance the attractiveness of the tourism and fishing sector in Lake Tanganyika, maintain the existing road rehabilitate the damaged parts and improve the living conditions of population through improved access to education and health services. The Project consists of civil works. These works include rehabilitating the road with a length of 52 km and constructing 6 km of the internal roads of Rumeng city and three markets in the cities of Moyang, Kibanga and Kabara. They also include the drilling of five wells equipped with hand pumps, transfer of all public service networks located in the path of the road, rehabilitation of nine ferries, marking and road signs. Financing includes the provision of consultancy services, including the preparation of technical studies for bridges and ferries, review of designs and technical and environmental studies, preparation of tender documents and supervision of works during the implementation period, support of the Project Implementation Unit, including operating expenses, two 4x4 vehicles, office furniture, appointment of a road project management expert, and expropriation of lands located along the road.



Project Name
Construction And Equipping The
Higher Institute Project In Cibitoke

Burundi
Project Description and Objectives

Total costs	SR 46.13 million
SFD Contribution	SR 45.00 million
Date Agreement Signed	26/11/2018
Project Estimated Completion Date	September 2022
Executing Agency	Ministry of Higher Education and Scientific Research

The project aims to provide vocational education for young people and enhance their ability to run their own businesses and get new job opportunities after receiving training. The Project will contribute to supporting the economic development of the country through providing professional manpower and creating new local job opportunities for youth and rural residents to boost social and economic development. The Project comes as part of the strategy adopted in 2005 to develop the higher education system in Burundi, where the Government intends to provide vocational education and training in sectors with economic return, with focus being placed on the agricultural sector. The Project consists of civil works, which include constructing the building of the Higher Vocational Institute, sports playfields and residential units for teachers and students accommodating 600 students on a total area of about 11,600 m2. The building includes an administrative information system department comprising three semesters, three computer labs and a division for preparing and manufacturing of agricultural foods. The division consists of three semesters, four labs and one workshop and an electronics department. The department consists of three semesters, four labs and one workshop and a construction and plumbing section with three classrooms, two labs and two workshops. The building also consists of a computer room, four design rooms, a backup room, and management offices having a teacher room, a library and four sports fields. The financing consists of providing consultancy services including the preparation of studies, designs and tender documents, analysis of bids, supervision of construction works and equipment and establishing a project implementation unit. The unit will carry out technical and financial follow-up tasks and review the financial and periodic reports submitted by the consultant



“This year, the SFD has financed four projects in the Republic of Mauritius with a total of SR 562.50 million, concentrated in health and social infrastructure sectors.

Mauritius

Project Description and Objectives

Project Name Flacq Teaching Hospital Project

Total costs	SR 475.20 million
SFD Contribution	SR 187.50 million
Date Agreement Signed	02/07/2018
Project Estimated Completion Date	March 2021
Executing Agency	Ministry of Health and Quality of Life

The entire project includes the construction of a multi-storey building with a total area of 94.25 m2, providing about 575 beds in addition to supplying and installing medical and non-medical equipment. New Flack Hospital will provide world-class services in the Third Health Area in line with the government policies aiming to develop the hospital, which will include a medical center for education and participation in its design. The Project consists of civil works that include the construction and equipping of the hospital building, including the central building of the specialized sections. The hospital will have a capacity of about 500 beds and will include a basement for radiology, intensive care units with a capacity of 75 beds, 10 operating departments, management offices in addition to the main entrance of the hospital and external works. The works also include building and equipping the teaching building, which will accommodate 100 people, a hall with a capacity of 500 students and a building for outstanding future disciplines.



Mauritius

Project Description and Objectives

Project Name Cancer Hospital Project

Total costs	SR 170.62 million
SFD Contribution	SR 93.75 million
Date Agreement Signed	22/10/2018
Project Estimated Completion Date	June 2020
Executing Agency	Ministry of Health and Quality of Life

The Project aims to construct a new building consisting of 7 floors on a total area of 17 m2, in addition rehabilitate the current center which is about 3850 m2. The total capacity of the hospital is 220 beds. It is expected to serve 30,000 patients. The project consists of civil works, which include the construction of a new building, equipped with all the necessary electrical and mechanical equipment, furniture, medical equipment and installation of all medical devices. The financing includes consultancy services in the preparation of designs, tender documents and supervision of implementation.



Mauritius

Project Description and Objectives

Project Name Social Housing

Total costs	SR 187.50 million
SFD Contribution	SR 187.50 million
Date Agreement Signed	22/10/2018
Project Estimated Completion Date	June 2020
Executing Agency	Ministry of Housing and Lands

The Project aims to establish 1056 housing units distributed to four sites in the Republic of Mauritius, namely “Basin” site, in which 224 housing units will be constructed on an area of 21,000 m², “Cascavel” site, in which 176 housing units will be constructed on an area of about 16,000 m², “Palma” site in which 416 housing units will be established on an area estimated at 35,000 m², and finally “Betty Bel Air” site, in which 240 residential units will be established on an area of about 19,000 m². The project includes civil works consisting of constructing several buildings, with each having four floors. Each floor will consist of four housing units, with an area of about 70 m² for each. The financing includes providing consultancy services in preparing engineering studies, designs and tender documents and supervising the Project implementation



Mauritius

Project Description and Objectives

Project Name Multi Sports Complex

Total costs	SR 422.62 million
SFD Contribution	SR 93.75 million
Date Agreement Signed	22/10/2018
Project Estimated Completion Date	June 2019
Executing Agency	Ministry of Youth & Sports

The project aims to create a sports complex. The complex will include a football pitch, water sports facilities including a swimming pool, a hall for different games in addition to public facilities serving the complex. The Project consists of civil works including the construction of a 2,000-seater gymnasium. The funding includes the construction of a sports complex with a 15,000-seat football field and water sports facilities including two swimming pools. The Project includes excavation and levelling works and provision of sports equipment for the complex. The financing includes consultancy services including the preparation of designs and tender documents and supervision of Project implementation.



“The SFD continued its support for road projects in Comoros, where the number of projects in this sector rose to four with a total value of SR 220.25 million.”

Project Name
**Rehabilitation Of “Matsamoudi-Sema”
 Road Project In Anjouan Island**

Comoros
 Project Description and Objectives

Total costs	SR 63.75 million
SFD Contribution	SR 63.75 million
Date Agreement Signed	03/07/2018
Project Estimated Completion Date	December 2020
Executing Agency	Ministry of Spatial Planning and Infrastructure

The project aims to reduce the poverty level among the population, maintaining the level of internal trade of Anjouan Island and enhancing roads to improve safe transport of people and goods in Comoros. The Project consists of civil works which include the rehabilitation of a 30 km- road linking Mutsamudu - Sima - Bukuny - Bambini. The works also include water drainage works and the protection of dwellings and schools adjacent to the road. The project includes consultancy services to review studies and assist the Project Management in submitting the tender of works, evaluating bids, supervising the Project implementation and appointing a Project implementation unit. The unit will follow-up and review the progress of works submitted by the consultant, brief the government and SFD about the Project work progress, furnish the unit offices and provide the working team with 3 4x4 vehicles.



“Those receiving improved drinking water of the total population of Chad rose to 51%. This project supports the Chadian government water plan (2003-2020).”

Chad

Project Description and Objectives

Project Name

Drinking Water Supply Project In Abeche

Total costs	SR 157.50 million
SFD Contribution	SR 93.75 million
Date Agreement Signed	29/10/2018
Project Estimated Completion Date	December 2021
Executing Agency	Ministry of Environment, Water and Fishing

The Project aims to develop the drinking water system in Abéché city, which comes as part of the 2003-2020 water and sewage sector plan. The Project is located in Abéché city in the province of Wadai in the center of the country, about 900 km away from the capital of N’Djamena. The Project includes rehabilitating wells, reservoirs and current buildings related to the electricity plant, drilling new wells and repairing leaks found in the current distribution network. The works include furnishing the plant with electromechanical equipment, connecting it to the electrical station, installing control systems for the operation of wells, constructing and supplying new tanks, establishing new distribution networks and establishing public water points. They also include rehabilitating the existing wells, the power plant pumping pipes and buildings, pumping plants, operation and maintenance building, reconstructing the external wall, rehabilitating the existing two tanks having a capacity of 800 and 500 m3, repairing the leaks of the current distribution network and expanding water installations composed of five wells to be constructed and equipped. The works also cover the protection of the current and new wells against floods by constructing concrete walls around each well and a protection wall for the entire wells area, linking the new wells with pipes with a total length of 2.25 km, establishing a new water pumping line parallel to the current pipeline extending from the well area up to Abéché city at a length of 31,5 km2, establishing a new pumping plant consisting of 4 electric pumps with a reservoir, furnishing the treatment plant with electromechanical equipment and connecting it to the current electric plant. The same will also include installing control systems for the operation of wells and a transmission tower to communicate with workers in the area of wells and reservoirs located at the entrance of each city, establishing and furnishing two new reservoirs with a capacity of 2000 m3 each, establishing new distribution networks with a total length of 56 km and 100 public water points and providing consultancy services and super vision of project works



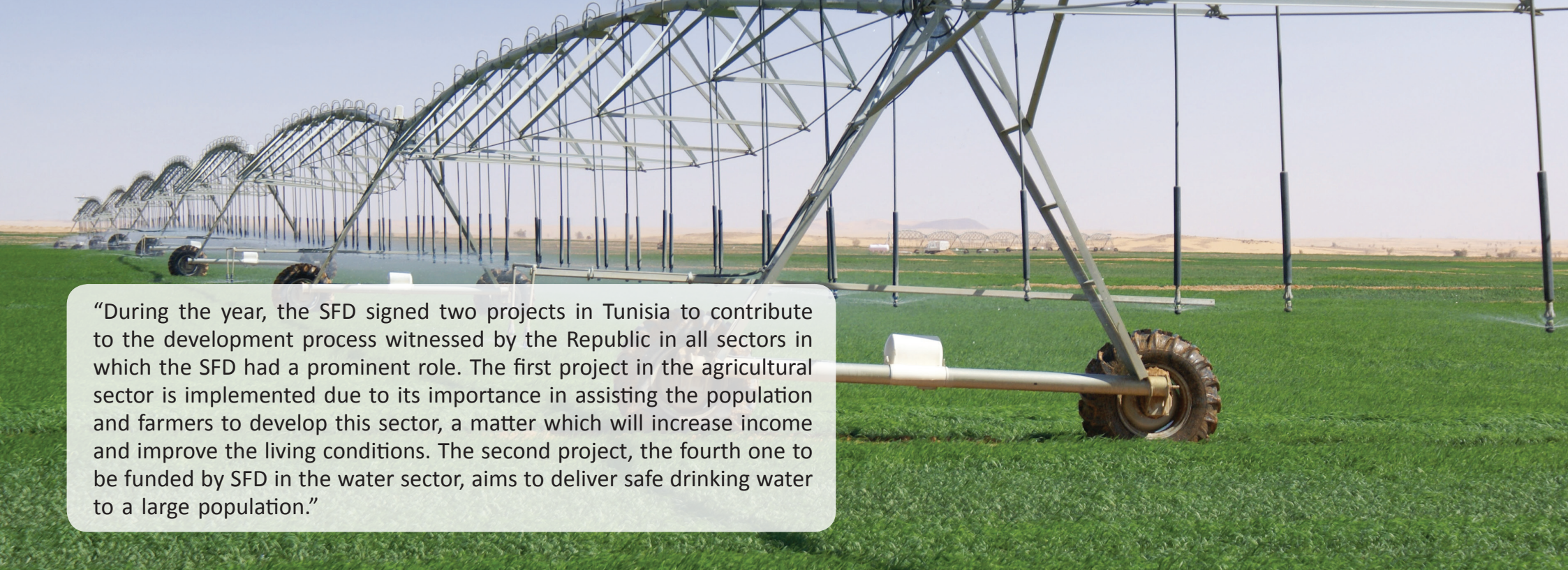
Chad

Project Description and Objectives

Project Name Anguri-Paul Road (Part Two) (Additional Loan)

Total costs	SR 112.50 million
SFD Contribution	SR 41.25 million
Date Agreement Signed	29/10/2018
Project Estimated Completion Date	June 2019
Executing Agency	Ministry of Infrastructure, Isolation Breaking and Civil Aviation

The Anguri-Paul Road Project (Part II) is one of the most important projects in the government program to create regional linking roads and break isolation, as it is a part of the road connecting Maskouri city to the borders with Niger. The international road is about 35 km long, passing through the following cities: Masaki, Muskauri, Anguri, Poul, Baga Sola, Liwa, Reek Reek, and ends on the Niger borders. The Project consists of civil works which include constructing a 35 km long and 7 m2 wide road with two shoulders each of which is 1.5 m2 within the cities the road is passing through. The shoulders will be expanded and pavements will be constructed in the areas through which the road is passing, with each shoulder to be 3 m2 in each direction. The Project includes advisory services and supervision of the works of the Project.



“During the year, the SFD signed two projects in Tunisia to contribute to the development process witnessed by the Republic in all sectors in which the SFD had a prominent role. The first project in the agricultural sector is implemented due to its importance in assisting the population and farmers to develop this sector, a matter which will increase income and improve the living conditions. The second project, the fourth one to be funded by SFD in the water sector, aims to deliver safe drinking water to a large population.”

Tunisia

Project Description and Objectives

Project Name

Integrated Farming Development in Jumin, Gazala and Sejnane (Phase 2)

Total costs	SR 112.24 million
SFD Contribution	SR 93.75 million
Date Agreement Signed	13/12/2018
Project Estimated Completion Date	December 2025
Executing Agency	Agricultural Development Regional Directorate

The integrated agricultural development project in Joumine, Ghazala and Sijnan comes as part of the Tunisian government’s ongoing efforts to reduce poverty in the Bizerte region. Works started in the project area in 2005 (First Phase) in order to improve the standard of living of the target areas and preserve the natural resources. The Project targets more than 18 districts benefiting more than 70,000 inhabitants. The Project includes constructing infrastructure and water traps, which include the completion of more than 150 km of agricultural routes within the irrigated and agricultural redivided areas. The works cover the supply of potable water, rehabilitation of drinking water networks in favor of more than 1000 beneficiaries and the drilling and preparation of several deep wells, mountain lakes, irrigation areas, hill dams and filling facilities to control the flood water. The project aims to conserve the natural resources and support the agricultural production through creating agricultural and pastoral areas, planting productive trees, supporting and developing animal production, raising awareness among farmers and livestock breeders, conducting development research and providing equipment and mechanisms and all that is necessary to ensure project success.



Tunisia
Project Description and Objectives

Project Name
Improvement Of Portable Water Supply Project
In The Rural Area Of Bizerte State

Total costs	SR 335.51 million
SFD Contribution	SR 318.75 million
Date Agreement Signed	13/12/2018
Project Estimated Completion Date	December 2023
Executing Agency	National Company of Exploitation and Distribution of Water

The project aims to improve the supply of drinking water in the rural area of Bizerte from 87.3% in 2012 to 95% in 2025 with focus to be placed on prioritized rural communities. The Project includes civil works including the construction of a water purification station with a production capacity of 500 L/S, the laying of main pipelines of about 300 km and supply of pipelines of 200 km, 29 pumping stations and 27 water reservoirs. From the Project about 175,000 residents distributed to 675 villages and residential complexes in Bizerte districts, including North Bizerte, South Bizerte, Manzel Jameel, Ras al-Jabal, Bourguiba House, Ghazala, Sagnan, Otek, Matar, Joumin, A'leya, Tijnah and Ghar Malh and the rural areas of Beja state adjacent to Sagnan directorate. The financing is composed of consultancy services, including the provision of all engineering services, review of studies and designs, preparation of tender documents, supervision of work implementation and supporting the management in analyzing bids and acquisition of property, financial audit and establishment of a project follow-up unit.



“Djibouti has received continuous support from the SFD in all economic sectors. This Project comes as a complement to the support process through rehabilitating the Djibouti-Halabi road linking the capital Djibouti with Ethiopia. The road will strengthen the economic exchange among the two countries; thus improving the economic position of both and enhancing the living conditions of the population and road beneficiaries.”

Djibouti

Project Description and Objectives

Project Name Rehabilitation Of Djibouti-Galafi Road Project

Total costs	SR 450.00 million
SFD Contribution	SR 450.00 million
Date Agreement Signed	27/12/2018
Project Estimated Completion Date	December 2021
Executing Agency	Ministry of Equipment &Transport

The project aims to increase the annual revenues from fees by 30% over the next five years through improving the status of road and raising its efficiency and reducing accidents to increase the road use. The road acts as a vital link between Djibouti and Ethiopia, Djibouti’s main trade partner and it is the only route for trucks transporting goods from the Port of Doraleh in Djibouti to Ethiopia and vice versa. The Project is composed of civil works. These will include rehabilitating and paving the current road for a length of 60 km, constructing about 220 water drainage ferries at a length of 7.4 km along the road, setting up a bridge in Galafi at a length of 120m and a height of 6m, in addition to concrete protection works, traffic barriers and signage and providing consulting and engineering services including review of studies, designs and preparation of tender documents and supervision of works carried out.



“This year, the SFD has been financing a series of development projects for Vietnam to develop its infrastructure with the aim to boost the economic activity, cope up with the climate change and reduce its impact.”

Vietnam

Project Description and Objectives

Project Name Development of Infrastructure Project In Dong Thap Province

Total costs	SR 111.75 million
SFD Contribution	SR 55.88 million
Date Agreement Signed	22/01/2018
Project Estimated Completion Date	December 2021
Executing Agency	PEOPLE'S COMMITTEE IN DONG THAP PROVINCE

The Project aims to develop the infrastructure and agricultural areas to respond to climate changes in the Province of Ku Lao Te - Tan Bana and Dung Thap Governorate through improving the rural infrastructure to contribute to the country's economic support, facilitate movement in the country and protect some areas from flood.

The Project consists of civil works, including the construction of the 49,3 km Ku-Lao-Te dam, the construction of the Ma Trang channel with a length of about 16.8 km, the construction of the Tan Bin-Tan Ho rural road at a length of about 5.3 km long and the construction of a road from Tan Long to Tan Bin Ferry Station with about 6.06 km long. This also includes the rehabilitation of the 16.7 km Materong Water Control Channel, which runs from the end of Long Ho Canal to Mong Khay Clever. The funding includes engineering services, namely design review and supervision over implementation activities.



Vietnam

Project Description and Objectives

Project Name Improvement of Infrastructure Project for Flooded Affected Communes of Ha Tin Province

Total costs	SR 112.50 million
SFD Contribution	SR 56.25 million
Date Agreement Signed	18/07/2018
Project Estimated Completion Date	June 2021
Executing Agency	PEOPLE'S COMMITTEE IN HATIN GOVERNORATE

The project aims to redevelop the infrastructure of the flood-affected areas in Hatim Governorate to respond to climate change and stabilize the development of the affected areas by protecting the region and population from floods, providing a safe area for all fluctuating climate conditions, improving the traffic and facilitating the movement of citizens to boost the economic. The Project consists of civil works that include the construction of a 50 km long road with 3 concrete bridges, the establishment of 13 small irrigation corridors, the construction of 26 buildings including a health center, schools and dwellings. Another 23.5 km road will be constructed with 3 bridges and 3 other irrigation corridors and 8 buildings including a health center, schools and dwellings. The Project also includes the provision of advisory services, namely design review and supervision of implementation .



“This Project comes as an extension of the SFD’s development projects in Uzbekistan, which have contributed to the economic and social development of the country through development projects that the SFD has contributed to finance in various sectors.”


Uzbekistan

Project Description and Objectives

Project Name Program For Construction Of Modern Housing And Associated Infrastructure In Navoi, Fergana And Tashkent

Total costs	SR 1425.00 million
SFD Contribution	SR 187.50 million
Date Agreement Signed	31/01/2018
Project Estimated Completion Date	December 2020
Executing Agency	Specialized Engineering CompanyQQI

The program aims to provide affordable housing for low-income people and to create employment opportunities that will help reduce the migration of job seekers to large cities by supporting citizens in possessing 16246 housing units, providing a house-attached plot to grow some agricultural crops to offer a suitable income for families. The Program also aims to improve the infrastructure of drinking water and sewage networks, gas, electricity and road lines. The project will contribute to supporting the housing and contracting sector and providing many job opportunities. The Project consists of civil works for the construction of 16246 housing units of different sizes, to be divided into four phases. The first phase includes the construction of 853 housing units in the area of Navoi, 975 in the Tashkent area and 775 in the Ferghana area. The second stage consists of constructing 7250 housing units in different regions. The third stage consists of constructing 4,222 housing units and the fourth phase of 2,168 housing units in different regions . The Project includes infrastructure works including the construction of internal and external networks of water and drinking services with a length of 107.8 km, a gas network of 77.2 km long, 72.1 km of electricity lines, in addition to an internal road network of 67.9 km. Social services are also offered through establishing social and sports centers, schools, healthcare units, markets, bakeries and bus stops as well as providing consultancy services that include control over designs and business running.




Project Name
**Rehabilitation of irrigation water pump system
 in Karshi (Phase 2)**

Uzbekistan
 Project Description and Objectives

Total costs	SR 482.55 million
SFD Contribution	SR 162.00 million
Date Agreement Signed	03/04/2018
Project Estimated Completion Date	December 2021
Executing Agency	Ministry of Agriculture & Water Resources

The project aims to provide irrigation water for 402 thousand hectares of agricultural areas, of which 392 thousand hectares in the Republic of Uzbekistan and 10 thousand hectares in the Republic of Turkmenistan through raising the maximum flow capacity of the Karshi irrigation channel to the level of 195 cubic meters per second. The Project consists of rehabilitating water networks through rehabilitating the current pump bases, correcting channel levels among the pumping stations, rehabilitating the high pumping pipes, establishing the project implementation unit, covering the operating expenses of the current pump crews working in the rehabilitation activities and covering other government expenses. The financing includes advisory services for the design and supervision of implementation of works.



“The Project aims to create strategic stocks of potable water and irrigation, and meet the growing demand through establishing three dams on Kaloganka River in central Sri Lanka to irrigate 975 hectares of agricultural land.”

Project Name
Additional Loan Agreement Kalu-Ganga Development Project (Additional Loan)

Sri Lanka
Project Description and Objectives

Total costs	SR 1209.37 million
SFD Contribution	SR 60.00 million
Date Agreement Signed	18/07/2018
Project Estimated Completion Date	December 2018
Executing Agency	Ministry of Mahaweli Development & Environment

The project aims to create a strategic water reserve to meet the growing demand for potable water and irrigation by constructing two dams on the Kaloganka River in the central province of Balikma to irrigate about 3,000 hectares of agricultural land. The Project consists of civil works that include construction the main dam and associated structures, establishing the Saddle dam and its associated structures, establishing the main canals and the irrigation canal network, rehabilitating the irrigation system for the neighbouring areas, providing consultancy and engineering services and supervising the implementation of works.



“This year, the Fund has funded two projects in the Republic of Bosnia and Herzegovina to promote the development process in the country. Projects in the social and health sectors have exceeded SR100 million.”

Project Name
Development Of Infrastructure For The Old City Of Sarajevo Project

Total costs	SR 30.00 million
SFD Contribution	SR 30.00 million
Date Agreement Signed	25/07/2018
Project Estimated Completion Date	December 2021
Executing Agency	Old Sarajevo Municipality

Bosnia and Herzegovina
Project Description and Objectives

The project aims to support the economic and social development of the old city of Sarajevo through rehabilitating the municipality building, establishing parking areas, providing gyms for a number of schools and completing the construction of the city health center. The Project includes the construction and rehabilitation of parking areas and a public square for various purposes, the construction and rehabilitation of Adham Mallabedh School.



Project Name
Construction And Rehabilitation A Number
Of Hospitals

Bosnia and Herzegovina
 Project Description and Objectives

Total costs	SR 73.13 million
SFD Contribution	SR 73.13 million
Date Agreement Signed	25/07/2018
Project Estimated Completion Date	December 2022
Executing Agency	Ministry of Finance of Herzegovina

The project aims to deliver advanced medical services to the largest population in the province of Herzegovina by completing the construction and rehabilitation of three medical facilities located in the Mostar and Konjic region. The Project consists of establishing the Regional General Hospital (caveat Moats) in the Mostar area. This includes rehabilitating the old building, constructing the physiotherapy department, palliative care department and the microbiological laboratory and providing the hospital with medical and non-medical equipment. It also covers the completion and rehabilitation of Konjic Hospital in addition to constructing an additional floor to accommodate for 30 additional beds for neurology and pediatrics, the provision of medical equipment for the new additional floor, the provision of two ambulances and computers, and the construction of a pediatric clinic at the University Medical Hospital in Mostar.

4. Co-financing of Signed Loan Agreements

During 2018, the SFD co-financed 12 development projects and programs, including, 2 additional loans, in 7 developing countries in collaboration with a number of financiers. The total contributions of the SFD to the financing of these projects was :SR 1050.375 million. The following table illustrates the details of these transactions

Table (1-2)

A. Africa	Project Name	Total Cost SR million	SFD Contribution SR million	Co-financer & their Contributions
Mali	PROJET DE LA ROUTE DIDIENI (KWALA) – MOUR-DIA-GOUMPOU- NARA- FRONTIERE DE MAURITANIE	494.17	48.75	Islamic Development Bank, Euro 82.59 million Arab Bank for Economic Development in Africa: USD 10.00 million OPEC Fund for International Development: USD 10.40 million
Burundi	National Road No.16 “Bururi-Gitiga” First Phase “Buru-ri-Gakuba” Project	182.25	56.25	Arab Bank for Economic Development in Africa: USD 15.00 million OPEC Fund for International Development: USD 15.00 million Government of Burundi: USD 3.60 million
	Rehabilitation Of The National Road No.3 Part “Rumonge-Nyanzalac” Project	255.00	56.25	Arab Bank for Economic Development in Africa: USD 15.00 million OPEC Fund for International Development: USD 20.00 million Kuwaiti Fund for Arab Economic Development: KWD 15.00 million Government of Burundi: USD 3.00 million
	Construction And Equipping The Higher Institute Project In Cibitoke	46.13	45.00	Government of Burundi: USD 300,000 million
Mauritius	Flacq Teaching Hospital Project	475.20	187.50	Kuwaiti Fund for Arab Economic Development: KWD 25.00 million Arab Bank for Economic Development in Africa: USD 20.00 million
Chad	Drinking Water Supply Project In Abeche	157.50	93.75	Arab Bank for Economic Development in Africa: USD 15.00 million Government of Chad: USD 2.00 million
	(N’gouri – Bol Road Project (Part II) (Additional Loan	112.50	41.25	Arab Bank for Economic Development in Africa: USD 8.00 million Kuwaiti Fund for Arab Economic Development: KWD 11.00 million
Total for Africa		1722.75	528.75	

Table (1-2) (Contd.)

B. Asia	Project Name	Total Cost SR million	SFD Contribution SR million	Co-financer & their Contributions
Vietnam	Development Of Infrastructure Project In Dong Thap Province	111.75	55.88	Government of Vietnam: USD 14.90 million
	Improvement Of Infrastructure Project For Flooded Affected Communes Of Ha Tinh Province	112.50	56.25	Government of Vietnam: USD 15.00 million
Uzbekistan	Program For Construction Of Modern Housing And Associated Infrastructure In Navoi, Fergana and Tashkent	1425.00	187.50	Asia Development Bank: USD 140.00 million Islamic Development Bank: USD 75.42 million Government of Uzbekistan: USD 114.10 million
	The Rehabilitation Of The Pump Cascade Project (Phase II) In Karshi	482.55	162.00	Government of Uzbekistan: USD 74.80 million
Sri Lanka	Additional Loan Agreement Kalu-Ganga Development Project (Additional Loan)	1209.37	60.00	Kuwaiti Fund for Arab Economic Development: KWD 5.00 million OPEC Fund for International Development: USD 18.00 million
Total for Asia		3341.17	521.63	

Total

A
Africa

B
Asia

SFD Contribution
1050.38
SR million

Total Cost
5063.92
SR million



المندوق السعودي للتنمية
Saudi Fund for Development
Signing a loan agreement with the Republic of Djibouti.

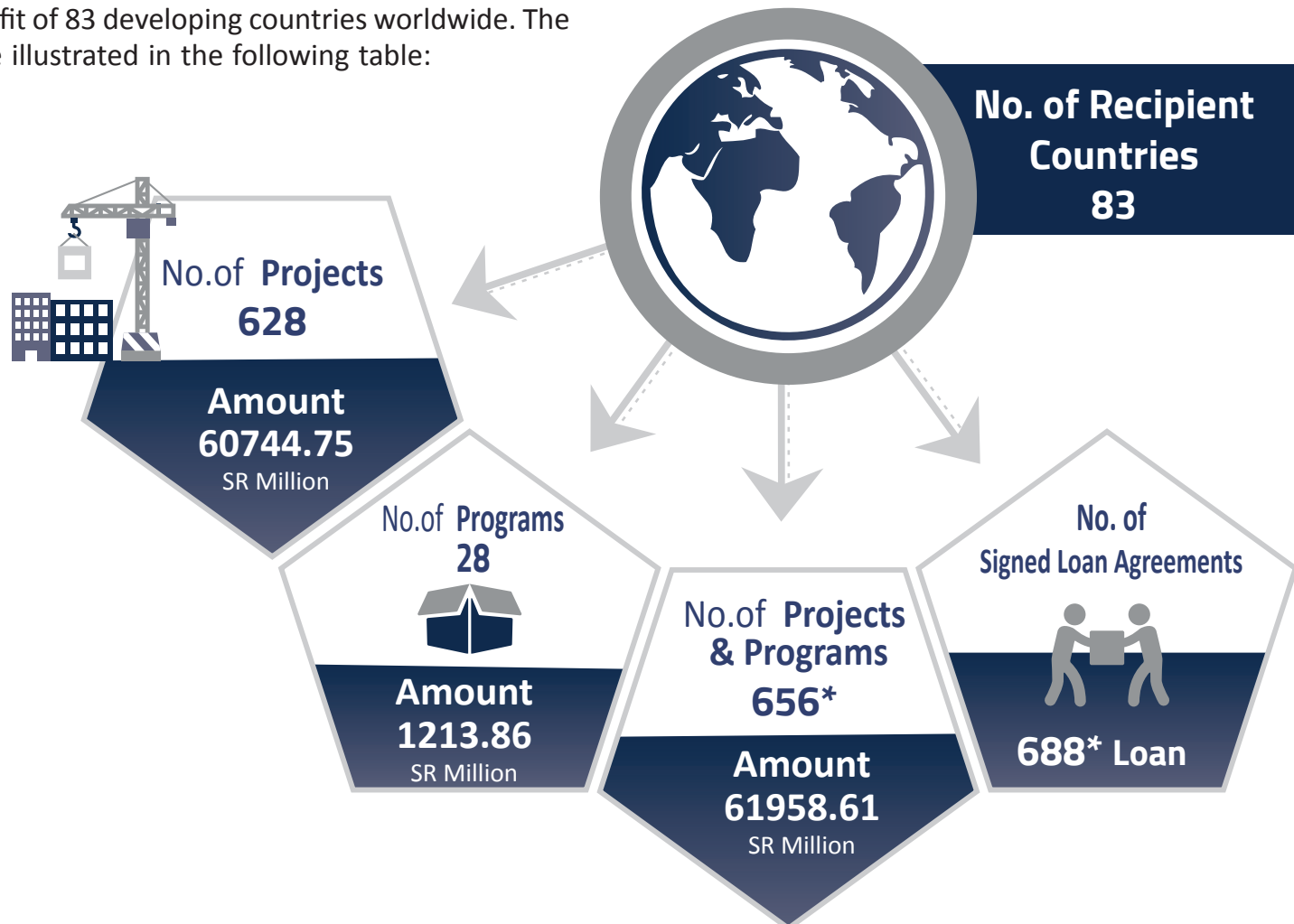


Chapter Two

Development Activities during
the Period 1975-2018

SFD Cumulative Contributions

The Fund had, since its inception in 1975 and up to the end of 2018, financed 688 development loans with a total amount of SR 61958.61 million; the amount was allocated to finance 656 development projects and programs for the benefit of 83 developing countries worldwide. The projects and programs are illustrated in the following table:







* The reason that the number of signed loan agreements exceeds that of programs and projects, is that some projects received more than one loan.

Geographical Distribution of Total Number and Amount of SFD Projects

The Fund's development policy focuses on geographically distribution of its loans to the poorest and least developed countries. Based on this principle, the Fund directed its developmental activity to Africa and Asia due to the low economic and developmental level, in addition to the increasing rates of population growth and unemployment and the reduced rates of income of in African and Asian countries. Accordingly, the Fund contributed to the financing of 388 development projects and programs in 46 African countries with a total amount of SR 35,135.37 million. In addition, the Fund contributed to the financing of 246 development projects and programs in 29 Asian countries with a total amount of SR 25,163.30 million. When it comes to other countries, the Fund contributed to the financing of 22 development projects and programs totaling SR 1,659.94 million, from which 8 countries around the world benefited, as illustrated in the following table:

Table No. (2-1)

SR Million

	No. of Countries	Programs		Projects		Total Projects and Programs		
		No.	Amount	No.	Amount	No.	Amount	of the Total %
Africa 	46	364	34463.53	24	671.84	388	35135.37	56.71
Asia 	29	243	24733.78	3	429.52	246	25163.30	40.61
Other Regions 	8	21	1547.44	1	112.50	22	1659.94	2.68
Total 	83	628	60744.75	28	1213.86	656	61958.61	100

Sectorial Distribution of Total Number and Amount of SFD Projects

The Fund seeks to provide the financing necessary for the development projects in the developing countries. Its primary focus is placed on the sectors of social infrastructure, agriculture, energy, industry and mining. Since the Fund began its loan activities in the mid-seventies to the end of 2018, the number of development projects and programs financed in the transport and communication sector reached 221. The social infrastructure came in the second place with 215 development projects and programs. The agriculture sector came in next place with 94 projects and programs, followed by the energy sector with 70 projects and programs. In the same way, the Fund contributed to the financing of 38 projects and programs in other sectors. The Fund financed 18 projects and programs in the industry and mining sector, as illustrated in the following table:

Table No. (2-2)

SR Million

Sector	No. of Projects	Amount	of the total amount %
A. Transportation and Communication	221	18773.21	30.30
1. Transport	215	18496.59	29.86
Roads	153	13377.30	21.60
Railway	16	2385.96	3.85
Sea ports	22	1716.70	2.77
Airports	19	1016.63	1.64
2. Communication	6	276.62	0.44
B. Agriculture	94	8662.00	13.98
C. Energy	70	11183.67	18.05
D. Social infrastructure	215	18871.40	30.45
1- Water and Sewer Systems	51	4896.86	7.90
2- Education	77	5611.81	9.06
3- Health	56	4575.87	7.38
4- Housing and Urban Development	31	3786.86	6.11
e. Industry and Mining	18	1942.60	3.14
f. Other Sectors	38	2525.73	4.08
Total	656	61958.61	100

Sectorial Distribution of SFD Projects



Transportation and Communication

No. Projects & Programs
221

Amount

18773.21
SR Million

%30.30



Social Infrastructure

No. Projects & Programs
215

Amount

18871.40
SR Million

%30.45



Energy

No. Projects & Programs
70

Amount

11183.67
SR Million

%18.05



Agriculture

No. Projects & Programs
94

Amount

8662.00
SR Million

%13.98



Other sectors

No. Projects & Programs
38

Amount

2525.73
SR Million

%4.08



Industry and Mining

No. Projects & Programs
18

Amount

1942.60
SR Million

%3.14

Sectorial and Geographical Distribution of Total Number and Amount of SFD Projects

Since the inception of its activities up to the end of 2018, the Fund contributed to the financing of 656 development projects and programs in various infrastructure sectors within the framework of development activities in Africa, Asia and Other Regions. The finances covered transportation and communication, agriculture, energy, social infrastructure, industry and mining sectors as well as other sectors. Of the total number of development projects and programs that were financed, 388 were implemented in Africa with a total amount of SR 35135.37 million, 246 in Asia with a total amount of SR 25163.30 million and 22 in Other Regions worldwide with a total amount of SR 1659.94 million, as illustrated in the following table:

Table No. (2-3)

SR Million

Sector	Africa		Asia		Other Regions	
	No. of Projects and Programs	Amount	No. of Projects and Programs	Amount	No. of Projects and Programs	Amount
A. Transportation and Communication	134	10155.45	79	8082.76	8	535.00
1. Transport	130	10012.76	77	7948.83	8	535.00
Roads	99	7361.50	53	5593.40	6	422.40
Railway	8	1291.08	8	1094.88	-	-
Sea ports	11	858.78	9	745.32	2	112.60
Airports	12	501.40	7	515.23	-	-
2. Communication	4	142.69	2	133.93	-	-
B. Agriculture	73	6712.19	21	1949.81	-	-
C. Energy	30	4617.55	39	6455.06	1	111.06
D. Social infrastructure	116	11433.88	89	6588.64	10	848.88
1- Water and Sewer Systems	29	3235.58	17	1221.78	5	439.50
2- Education	41	3124.63	36	2487.18	-	-
3- Health	28	2280.43	25	2053.56	3	241.88
4- Housing and Urban Development	18	2793.24	11	826.12	2	167.50
e. Industry and Mining	12	1277.21	6	665.39	-	-
f. Other Sectors	23	939.09	12	1421.64	3	165.00
Total	388	35135.37	246	25163.30	22	1659.94

Geographical Distribution of Total Number and Amount of Transportation and Communication Projects

In light of its belief in the importance of the transport and communication sector in the economy of the developing countries, this sector received the greatest share from among the beneficiary sectors benefiting from the Fund's loans. The Fund perceived the key role which this sector plays as it links and develops the various social and economic sectors for the achievement of comprehensive development. The number of development projects and programs financed by the Fund in this sector totaled 221, representing 30.30% of the total number of loans offered by the Fund, with a total amount of SR 18773.21 million. African countries received the major share of assistance where the Fund financed 134 development programs and projects, followed by Asia with 79, and another 8 in Other Regions worldwide, as illustrated in the following table:

Table No. (2-4)

SR Million

Region	Transportation								Communications		Total	
	Roads		Railways		Sea Ports		Airports		No. of Projects and Programs	Amount	No. of Projects and Programs	Amount
	No. of Projects and Programs	Amount	No. of Projects and Programs	Amount	No. of Projects and Programs	Amount	No. of Projects and Programs	Amount				
Africa	99	7361.50	8	1291.08	11	858.78	12	501.40	4	142.69	134	10155.45
Asia	53	5593.40	8	1094.88	9	745.32	7	515.23	2	133.93	79	8082.76
Other Regions	6	422.40	-	-	2	112.60	-	-	-	-	8	535.00
Total	158	13377.30	16	2385.96	22	1716.70	19	1016.63	6	276.62	221	18773.21

Geographical Distribution of Total Number and Amount of Social Infrastructure Projects

The Social Infrastructure sector includes water, sewer system, education, health, housing and urban development projects. As this sector is closely related to the increase of human production efficiency and the improvement of living conditions and health, the number of development projects and programs financed by the Fund totaled 215, representing 30.45% of the total number of projects and programs financed by the Fund, with a total amount of SR 18871.40 million, of which African countries received 116 development projects and programs, followed by Asia with 89, and another 10 in other regions worldwide, as illustrated in the following

Table No. (2-5)

SR Million

Region	Social Infrastructure								Total	
	Water and Sewer System		Education		Health		Housing and urban development			
	No. of Projects and Programs	Amount	No. of Projects and Programs	Amount	No. of Projects and Programs	Amount	No. of Projects and Programs	Amount	No. of Projects and Programs	Amount
Africa	29	3235.58	41	3124.63	28	2280.43	18	2793.24	116	11433.88
Asia	17	1221.78	36	2487.18	25	2053.56	11	826.12	89	6588.64
Other Regions	5	439.50	-	-	3	241.88	2	167.50	10	848.88
Total	51	4896.86	77	5611.81	56	4575.87	31	3786.86	215	18871.40

Geographical Distribution of Total Number and Amount of Projects in Other Sectors

The Fund allocated part of its contributions to support the productive economic sectors represented in the agriculture, energy, industry and mining sectors as well as a number of other sectors. Accordingly, the Fund financed 94 development projects and programs in the agricultural sector, representing 13.98% of the total number of SFD projects and programs, with a total amount of SR 8,662 million, 73 of which were in Africa and 21 in Asia. The Fund financed 70 development projects and programs in the energy sector, representing 18.05% of the total number of SFD projects and programs, with a total amount of SR 11,183.67 million, 30 of which were in Africa, 39 in Asia and 1 in the Other Regions worldwide. In the industry and mining sector, the Fund financed 18 development projects and programs, representing 3.14% of the total number of SFD projects and programs, with a total amount of SR 1,942.30 million, 12 of which in Africa and 6 in Asia. Other sectors received the financing necessary for the execution of 38 development projects and programs, representing 4.08% of the total number of SFD projects and programs, with a total amount of SR 2525.73 million, with 23 in Africa, 12 in Asia and 3 in the Other Regions worldwide, as illustrated in the following table:

Table No. (2-6)

SR Million

Region	Agriculture		Energy		Industry and Mining		Other sectors	
	No. of Projects and Programs	Amount	No. of Projects and Programs	Amount	No. of Projects and Programs	Amount	No. of Projects and Programs	Amount
Africa	73	6712.19	30	4617.55	12	1277.21	23	939.09
Asia	21	1949.81	39	6455.06	6	665.39	12	1421.64
Other Regions	-	-	1	111.06	-	-	3	165.00
Total	94	8662.00	70	11183.67	18	1942.60	38	2525.73

Cumulative Co-financing

The significance of co-financing – which literally means that the Fund participates with more than one financing body in the financing of a particular project – lies in its ability to provide the financing necessary for the achievement of mega-projects which most probably cannot be executed by the exclusive efforts of only one financing body or beneficiary country. Currently, project co-financing helps to execute the various projects within the expected timeline. Since the beginning of its activities, the Fund concentrated on such projects - particularly mega-projects in which all relevant parties had an interest - in cooperation with other national, regional and international financing institutions. Until the end of 2018, the total number of loans agreements accomplished within the framework of co-financing projects with other development institutions were 412 loans agreements from the total signed loans agreements - which totaled SR 34003.03 million, representing 54.88% of the total amounts of the signed loans agreements, as illustrated in the following table:

Table No. (2-7)

SR Million

Region	Signed Loans		Co-Financed Loans		Percentage of Co-Financed Loans Amount of the Total Signed
	No.	Amount	No.	Amount	
Africa	408	35135.37	274	19136.48	45.46%
Asia	258	25163.30	129	14227.70	56.54%
Other Regions	22	1659.94	9	638.85	38.48%
Total	688	61958.61	412	34003.03	54.88%

Cumulative Disbursements

The “Cumulative Disbursement” represents the total amounts withdrawn from the allocations for the signed loans. Accordingly, the Fund seeks a balance between the projects’ actual needs and the amounts allocated for them, in terms of timing. The Fund ensures that disbursements from the loans agreed occur in accordance with the planned schedules in order to guarantee project completion on schedule. The total cumulative disbursements from the loans agreed presented by the Fund from its inception up to the end of 2018 came to SR 43,385.77 million, representing 70% of the total signed cumulative loan amounts, as illustrated in the following table:

Table No. (2-8)

SR Million

Region	No. of Countries	Signed Loans		Disbursements		Percentage of Disbursement of the Total Signed Loan for each region
		No.	Amount	No.	Amount	
Africa	46	408	35135.37	370	24155.18	68.74%
Asia	29	258	25163.30	236	18126.12	72.03%
Other Regions	8	22	1659.94	19	1104.47	66.53%
Total	83	688	61958.61	625	43385.77	70.02%



Project in Focus

SFD Efforts To Support Social Infrastructure in the Republic of Uzbekistan

Introduction:

The Republic of Uzbekistan is one of the largest population in Central Asia. Its capital is Tashkent. Its most important cities include Samarkand, Bukhara and Khwarzm, with its population exceeding 32 million according to recent statistics. The Republic of Uzbekistan has received a number of projects funded by the SFD, exceeding SR 1,035 million. In this report, we will highlight SFD's efforts to support the social structure of the Republic of Uzbekistan.

First: Project of Secondary Schools Construction & Equipping

The total cost of the Project is estimated at SR 225 million, of which SR 60 million was financed by the Fund. The Project agreement was signed on November 28, 2008. The Project was completed by the end of 2014. The Project aims to contribute to supporting the efforts of the Government of Uzbekistan to increase and develop the secondary education through the construction and equipping of a number of new secondary schools in different regions of Uzbekistan, mainly in rural areas. The project includes the construction and equipping of new secondary schools in several rural areas of the Republic of Uzbekistan in two models. The first covers 17 schools with a uniform design for 315 students and the second covers 11 schools with a uniform design for 216 students.

Second: Project of Improving and securing potable water in Kashrabad province

The total cost of the Project is estimated at SR 140.25 million, of which SR 70 million was financed by the SFD. The Project agreement was signed on June 25, 2014. The Project is underway and it is expected to be completed by the end of 2022. The project is part of the Government's objectives to improve drinking water supply in urban and rural communities to raise the proportion of population with access to potable water. It also aims to meet the population's needs of drinking water in the areas served by the project and to improve the health conditions by reducing the diseases associated with contaminated water.

It includes the extension of major water lines, the establishment of distribution networks of drinking water pipes in favor of Kashrabad area and more than 75 rural complexes with a total length of more than 262 km, the establishment and rehabilitation of 53 water outlets to serve rural communities, the cleaning of 10 of the existing water outlets, and the establishment of pump rooms with an area ranging between (12) and (36) m² according to the pump design and size, installation of (46) top tanks with a capacity of 25-75 m³, and building walls for protecting water outlets at a length of (15.4) km and 2m height. This also includes establishing (14) surface water tanks with a capacity ranging from (50 - 150) m³ with purification filters, establishing two stone quarries for water wells with a capacity of (13) m³, establishing (7) checkpoints with (7) toilets, establishing networks connecting service facilities within the water outlets, constructing asphalt roads (89.5 km) and establishing administrative offices in favor of the working team. It also includes supplying (154) well pumps along with the installation of (102) units and (52) units for future uses, and providing machinery and equipment for the operational needs of the supply water company. The project includes drilling (92) wells, re-drilling (10) wells with a depth ranging from (100-160) m and a drilling diameter of (200) mm, and securing (53) electrical converters at the sites of water outlets.





Third: Constructing and Equipping Specialized Scientific Medical Centers with Modern

The total cost of the Project is estimated at SR 157.5 million, of which SR 75 million was financed by the SFD. The Project agreement was signed on May 23, 2013. The Project is underway and it is expected to be completed by the end of 2021. The project aims at improving and upgrading medical services in Uzbekistan through the construction and rehabilitation of 10 specialized scientific research centers affiliated to the Ministry and providing them with modern medical diagnostic equipment according to international standards to help provide an appropriate working environment for doctors and improve the system of preparing and developing training programs for the medical staff with the aim to raise efficiency of treating patients. Such equipment will provide accurate information about the sick cases.

The Project includes constructing and rehabilitating 10 buildings dedicated to specialized medical centers; and providing medical equipment for (4) centers and furnishing for all centers. It also includes replacing old equipment in (4) specialized medical centers and furnishing all specialized medical centers.

and providing medical equipment for (6) specialized medical centers. The Project also includes the purchase, supply and installation of modern medical equipment including civil works associated with the installation of: Specialized Center for Nephrology and Urology, Specialized Center for Fine Eye Surgery, Specialized Center for Endocrinology and Diabetes, Specialized Center for Physical Therapy and Medical Rehabilitation, Specialized Center for Dermatology and Venereology, and Institute of Scientific Research of Injuries and Orthopedic Surgery.

Fourth: House Building Program

Real estate finance market in Uzbekistan was introduced when the government started to finance housing in 1996. That year, the first housing finance program was approved during the period of 1996-2004, called “Social and Commercial Housing Financing” under the umbrella of the Uzbekistan Saving Bank (Uzjilsberbank). The second program was implemented during the period of 2005-2008 through the same bank after changing its name to (Bank Ipoteka). The two programs have been successful in terms of urban deployment, but the expansion of the housing loan portfolio to include the rural population has been collided with the high cost of long-term financing. Housing finance is available to high-income residents, most of whom live in cities, at a rate of interest ranging from 12% to 20% in local currency with a repayment period of 3 to 15 years, making access to affordable housing finance for rural residents with low income a major problem. In this context, financial institutions are reluctant to enter the housing finance market in rural areas due to limited access to long-term credit, limited demand for housing finance, and high collateral requirements.

To address the lack of housing finance in rural areas, the Government launched in 2009 the Integrated Rural Development Strategy (HIRDS), overseen by the Ministry of Economy. The Strategy is implemented by several ministries and government agencies with the aim to raise per capita income in rural areas through creating employment opportunities and investing in the natural resources of each region. The strategy was implemented through implementing the Rural Housing Program, which contributed to creating employment opportunities in the field of contracting and supporting small and medium enterprises in rural areas. The government started registering rural contracting companies to reach more than 20,000 contracting companies, 90% of which are owned by the private sector. Governmental lands have been allocated in rural areas to these projects and the implementation of the unified procurement strategy for raw materials. This contributed to facilitating access to rural housing finance at affordable prices with adequate infrastructure and integrated services. The availability of adequate housing and infrastructure has played a major role in making rural areas suitable for the educated and highly educated class, such as teachers, doctors, engineers and technicians, to live in rural areas, thereby reducing the pressure on major cities caused by the migration of the rural population. The first and second stages achieved their objectives in terms of the number of buildings delivered to beneficiaries and delivery dates were complied with. In the second phase (2009-2016), 69,557 housing units were handed over to more than 83,000 families. The building area was 9.6 million m² distributed to 1308 residential complexes along with facilities and relevant infrastructure. The Government is currently adopting the 2017-2021 program to build 75,000 housing units.





The SFD contributed to financing the projects through three loans as follows:

- 1- Project of Modern Rural Housing in Kara Kalpakistan area:** The total cost of the project was USD 43.65 million and SFD's financing amounted to USD 30 million equivalent to SR 112.5 million. The loan agreement was signed on 12/05/2016, and the project was completed in September 2016.
- 2- Project of Modern Rural Housing in Khorezm area:** The total cost of the project was USD 380 million and SFD's financing amounted to USD 30 million equivalent to SR 112.5 million. The loan agreement was signed on 28 July 2015, and the project was completed in October 2017.
- 3- Project of Modern Rural Housing in Navoi, Fergana And Tashkent areas:** The total cost of the project was USD 380 million and SFD's financing amounted to USD 50 million equivalent to SR 187.5 million. The loan agreement was signed on 31/01/2018, and the project is expected to be completed at the end of 2020.

The objective of the program is to provide affordable housing for low-income groups and to create employment opportunities that will help reduce the migration of job seekers to large cities. This would be achieved through supporting citizens in possessing housing units and providing house-attached plots to grow some agricultural crops to offer a suitable income for families. The Program also aims to improve the infrastructure of drinking water and sewage networks, gas lines, electricity and roads. The implementation of the proposed project will contribute to supporting the housing and contracting sector and providing more employment opportunities through its implementation by small and medium enterprises and the promotion of purchases from local factories.

Fifth: Rehabilitation and Construction of Water Network in the Kasan, Mubarak and Rural Affiliates

The project aims to improve the living conditions of Kasan and Mubarak inhabitants in the area of “Kashcadria” through providing drinking water by increasing the quantity of drinking water received by housing as well as commercial and industrial facilities from 6500 m³/per day to 34000 m³/per day and raising the quality level. The Project of rehabilitating and setting up the water network in Kasan and Mubarak cities and their rural areas comes as part of the government’s priorities for comprehensive economic growth, which is in line with the Program of Modern Housing Development in rural areas. The State is focusing on completing the program, being underway, to contribute to covering per capita consumption, being 99L/day and reducing water waste by 22%, thus saving energy consumption by 607 kWh.

The Project will also stimulate economic opportunities in rural areas, create new job opportunities and encourage rural residents to settle in villages by expanding and improving rural social and service infrastructure and services and reducing the pressure on cities made by migration of rural population. The total cost of the Project was USD 52.71 million and SFD’s financing amounted to USD 26.36 million equivalent to SR 98.85 million. The loan agreement was signed on 21/08/1438; the Project is underway and is expected to be completed at the end of 2022.





In the presence of, Mr.Ahmed bin Aqeel Al-Khatib, Chairman of the Board of Directors of SFD, Dr. Khalid Bin Sulaiman Al Khudairi, Vice Chairman and Managing Director, delivers a loan agreement with the Republic of Pakistan to the Pakistani Minister after being signed.



Chapter Three

Saudi Export Program Activities

Saudi Export Program Activities in 2018

The Saudi Export Program (SEP) essentially aims to diversify and develop national non-oil exports, increase their competitiveness, make the Saudi exporters feel more confident to enter new markets and to deal with the national commercial banks by offering credit facilities and guarantees to Saudi exporters and national products. In achieving these targets, the SFD offers financing and guarantee services for national products. This part of the report covers the activities of the SEP throughout 2018 in the financing and guarantee of national exports.



Meeting with National Banks.

First: Financing Activity



SFD
الصندوق السعودي للتنمية
Saudi Fund for Development

Session to strengthen
the Saudi export sector.

The program continued to provide facilities to national exports through financing activities (direct and credit line) and export guarantee services. During the year, the Program adopted five (5) export financing transactions for non-oil goods to (Bahrain, Pakistan, Republic of Sri Lanka, Republic of Ethiopia) with total value of SR 14608 million, (Table 3-1).

The total number of national non-oil export financing transactions approved by the Program since its inception in 2001 amounted to 287 transactions with a total value of SR 45,919 million, of which 178 were direct financing transactions at value of SR 41,667 million, and 109 credit lines with a value of SR 4,251 million. 76 financing transactions were wholly cancelled and the value of 4 financing transactions was reduced by a total amount of SR. 2,610 million. The Cancellation was due to the inability of the beneficiaries to meet the financing conditions and provide the necessary guarantees and the non-activation of withdrawal from some operations for the beneficiaries to obtain other financings, cancellation of the contracting process between the Saudi exporter and the importer or the non-activation of lines of financing by the banks granted these lines (it is worth mentioning that the total funding includes 38 credit operations as an increase in amounts of existing operations).

Thus, the total net number of approved export financing applications reached 173 transactions with a total value of SR 43,310 million, of which SR 39,706 million to finance 121 direct transactions in 25 countries and SR 3,603 million to open 52 credit lines.

Transactions approved and signed during the year

Approved transactions

Table No. (3-1)

Country	Beneficiaries	Goods / Service	Exporter	Importer	Amount
Sri Lanka	Selmo Company	Various	Various	Selmo Company	3,750,000
Ethiopia	Al-Kassib Trading Company	SABIC products	.SACT International Trad. Co	Al-Kassib Trading Company	1,500,000
Bahrain	Oil and Gas Holding	Various	Various	Oil and Gas Holding	1.125.000.000
Bahrain	Haya Company	Various	Various	Haya Company	1.327.500.000
Pakistan	Government of Pakistan	Oil products	Saudi Aramco	Government of Pakistan	12.150.000.000
Total					14,607,750,000

Signed transactions

Country	Beneficiaries	Goods / Service	Exporter	Importer	Amount
Turkey	Vakif Bank	Credit line	Various	Various	37,500,000
Zambia	(Development Bank of Zambia (DBZ	Credit line	Various	Various	18,750,000
Sri Lanka	Selmo Company	Various	Various	Selmo Company	3,750,000
Total					60,000,000

Net approved transactions (direct financing - credit lines) by country

Table No. (3-2)

Country	Total no. of transactions	Total contributions	No. of direct transactions	Amount of direct transactions	No. of credit lines	Amount of credit lines
UAE	6	393,568,850	6	393,568,850	-	-
Egypt	17	14,619,096,148	16	14,544,096,148	1	75,000,000
Turkey	18	2,100,000,000	1	75,000,000	17	2,025,000,000
Sudan	55	2,452,279,840	45	2,241,029,840	10	211,250,000
Yemen	13	1,234,159,219	8	701,659,219	5	532,500,000
Senegal	2	412,500,000	2	412,500,000	-	-
United States	2	37,796,859	2	37,796,859	-	-
Saudi Arabia	12	1,469,340,000	11	1,375,590,000	1	93,750,000
Pakistan	9	15,273,750,000	9	15,273,750,000	-	-
Seychelles	1	18,750,000	1	18,750,000	-	-
Syria	1	3,262,500	1	3,262,500	-	-
Bahrain	3	2,595,500,000	3	2,595,500,000	-	-
Mauritania	4	375,000,000	2	348,750,000	2	26,250,000
Zambia	3	168,750,000	2	150,000,000	1	18,750,000
Ghana	1	11,250,000	1	11,250,000	-	-
South Sudan	2	7,794,675	2	7,794,675	-	-

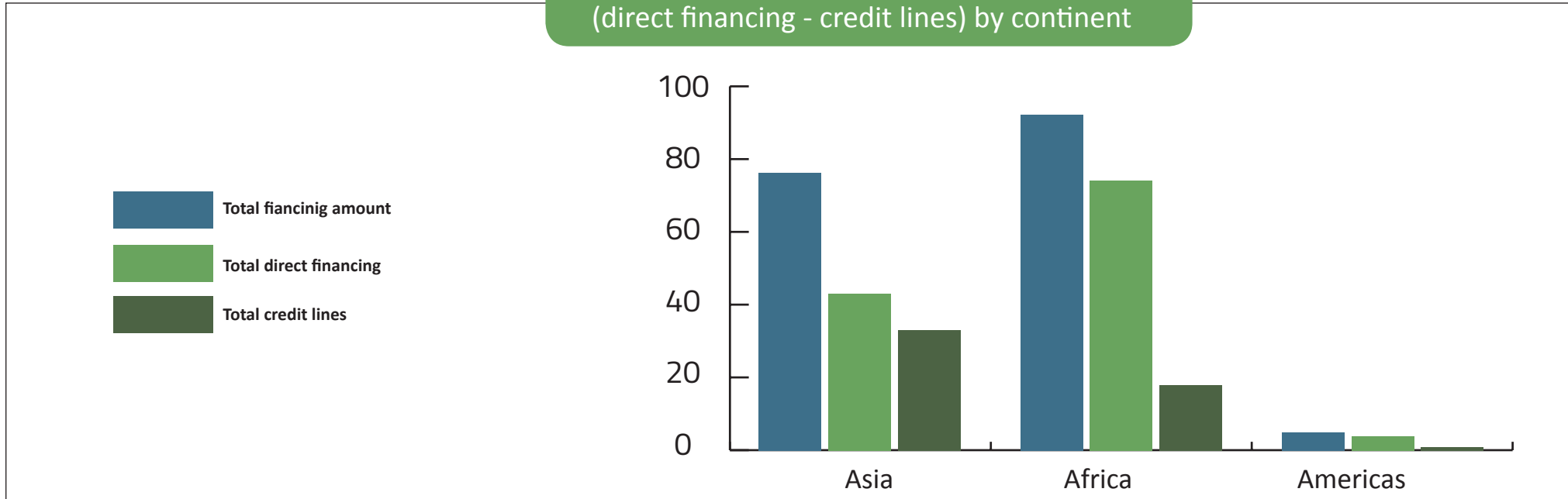
Country	Total no. of transactions	Total contributions	No. of direct transactions	Amount of direct transactions	No. of credit lines	Amount of credit lines
Bangladesh	1	187,500,000	1	187,500,000	-	-
Cuba	1	187,500,000	1	187,500,000	-	-
Morocco	1	7,500,000	1	7,500,000	-	-
Jordan	6	165,037,500	1	3,787,500	5	161,250,000
Turkmenistan	1	150,000,000	1	150,000,000	-	-
Argentina	1	225,000,000	1	225,000,000	-	-
Tunisia	4	825,000,000	1	750,000,000	3	75,000,000
Sri Lanka	1	3,750,000	1	3,750,000	-	-
Algeria	1	759,612	-	-	1	759,612
Azerbaijan	1	15,000,000	-	-	1	15,000,000
Lebanon	3	56,250,000	-	-	3	56,250,000
Iran	1	125,332,989	-	-	1	125,332,989
Slovenia	1	187,500,000	-	-	1	187,500,000
Ethiopia	1	1,500,000	1	1,500,000	-	-
Total	173	43,310,428,192	121	39,706,835,591	52	3,603,592,601

Net approved transactions (direct financing - credit lines) by continent

Table No. (3-3)

Continent	Total number of financing transactions	Net contributions	No. of direct transactions	Amount of direct transactions	No. of credit lines transactions	Amount of credit lines
Asia	76	23,772,451,058	43	20,763,368,069	33	3,009,082,989
Africa	92	18,900,180,275	74	18,493,170,663	18	407,009,612
Americas	5	637,796,859	4	450,296,859	1	187,500,000
Total	173	43.310.428.192	121	39.706.835.591	52	3,603,592,601

Chart highlighting the net approved transactions (direct financing - credit lines) by continent



Net approved transactions (direct financing - credit lines) by sector



Metal industries

No. of Transactions	42	%24.28
SR.	1,182,936,829	%2.73



Chemical industries

No. of Transactions	43	%24.85
SR.	32,365,840,000	%74.73



Capital projects

No. of Transactions	16	%9.25
SR.	5,070,000,000	%11.71



Other industries

No. of Transactions	20	%11.56
SR.	1,088,058,762	%2.51



Credit lines

No. of Transactions	52	%30.06
SR.	3,603,592,601	%8.32

Total

No. of Transactions	173
SR.	43,310,928,192

Second: Guarantee activity

During the financial year 2018, SFD has renewed and signed 15 guarantee policies of Saudi non-oil exports with a total amount of SR. 2,782 million (Table 3-4). Accordingly, the number of guarantee policies issued by the SEP since the launch of guarantee service in September 2003 until the end of 2018 came to 65 Saudi export guarantee policies with a total value of SR. 30,294 million, of which 42 guarantee policies amounted to almost SR. 20,405 million, 16 specific guarantee policies with a value of about SR. 588 million and 6 guarantee policies enhancing credit lines in favor of local banks with a value of approximately SR. 9,299 million. Through these policies, national export transactions with a total value of SR. 26,615 million were carried out.

Table (3-4)

No.	Policy No.	Company name	Amount (in SR)
1	3/101	Astra Industrial Complex Co. For Fertilizers & Agrochemicals (ASTRACHEM)	4,961,250
2	3/102	Arnon Plastic Industries Co. Ltd.	11,820,000
3	3/104	Alkhorayef Industries Co.	14,062,500
4	4/107	Munir Munif Plastic	7,811,250
5	5/118	Saudi Ceramic Company	19,638,750
6	6/125	Saudi Basic Industries Corporation (SABIC)	1,417,395,000
7	7/128	National Manufacturing Co. For Petrochemicals Marketing	187,687,500
8	16/141	Saudi Arabian Mining Company (Ma'aden)	617,812,500
9	17/142	Al Obeikan Glass Factory Company	39,971,250
10	18/143	Al Madinah Dates Company	7,762,500
11	2007/002	Riyad Bank	95,625,000
12	2012/003	Banque Saudi Fransi	84,375,000
13	2013/004	Samba Financial Group	80,437,500
14	2013/005	Saudi Investment Bank	94,999,980
15	2015/006	Saudi-British Bank (SABB)	97,500,000
Total			2,781,859,980

Guarantee activity document until the end of the financial year 2018

A. Comprehensive documents until the end of 2018:

Table (3-5)

No.	Policy No.	Holder of Policy	Amount (in SR)
1	3/101	Astra Industrial Complex Co. For Fertilizers & Agrochemicals(ASTRACHEM)	40,042,500
2	3/102	Arnon Plastic Industries Co. Ltd.	64,282,500
3	3/103	Tanhat Mining Company Ltd.	14,621,250
4	3/104	Alkhorayef Industries Co.	157,012,500
5	4/105	Al Watania for Industries Co.	410,797,504
6	4/106	United Plastic Products Company Ltd.	110,017,500
7	4/107	Munir Munif Plastic Company	54,262,500
8	4/108	Fahad Khalil Company(Not Exploited)	6,562,500
9	4/109	Halwani Bros Co.	70,278,750
10	4/110	Gulf Union Juice Factory	24,142,500
11	4/111	Al Obeikan Elopak for Packaging Factory LLC	45,000,000
12	4/112	Al Mutlak Metal Industries Company Limited(not exploited)	30,562,500
13	4/113	Al Obaikan Technological Textiles Group Co. LLC	62,253,750
14	5/114	United Lube Oil Company	156,740,625
15	5/115	Al Obeikan Factory for Plastic	6,037,500
16	5/116	Obeikan Flexible Packaging Factory	44,542,500
17	5/117	Hail Agriculture Development Company(not exploited)	21,573,750
18	5/118	Saudi Ceramic Company	349,796,250
19	5/119	Napco Multipak	38,505,000
20	5/120	Advance Card Technology Factory	70,087,500
21	5/121	National Polyester Fibers Factory	5,475,499
22	5/122	Saudi Paper Cups & Containers Co	2,625,000

No.	Policy No.	Holder of Policy	Amount (in SR)
23	5/123	Napco Modern Plastic Products Company	34,136,250
24	5/124	Napco Composite Packaging Technology Ltd	14,115,000
25	6/125	Saudi Basic Industries Corporation(SABIC)	15,363,517,500
26	6/126	Universal Metal Coating Company	77,193,750
27	6/127	National Food Industries Company LTD	166,162,500
28	7/128	National Manufacturing Co. For Petrochemicals Marketing	1,364,902,500
29	7/129	Tawq Al Yamamah Trading Services(not exploited)	4,500,000
30	7/130	Riyadh Food Factory	1,125,000
31	7/131	Namerah Factory co. for Air Compressors	1,642,500
32	7/132	Al Sorayei Carpet Factory	21,787,500
33	7/133	Alwassel Agricultural Company For Irrigation Systems	3,150,000
34	8/134	Golden Oils Factory	3,375,000
35	8/135	Alfanar Electrical Systems LLC	69,603,750
36	8/136	Arabian Ceramics Manufacturing Company	16,500,000
37	8/137	Alkhorayef Petroleum Company(not exploited)	7,500,000
38	10/138	Consolidated Can Manufacturing Company Ltd. (CCMC)	17,437,500
39	11/139	Sipchem Marketing and Services Company(not exploited)	126,750,000
40	15/140	Arabian United Float Glass Company	53,549,501
41	16/141	Saudi Arabian Mining Company)(Ma'aden)	1,202,812,500
42	17/142	Al Obeikan Glass Factory Company	62,490,000
43	18/143	Al Madinah Dates Company	7,762,500
Total			20,405,233,129

Guarantee activity document until the end of the financial year 2018

B. Specific documents:

Table (3-6)

No.	Policy No.	Holder of Policy	Amount (in SR)
1	5/1001	Al Mutlak Metal Industries Company	37,174,200
2	5/1002	Ibrahim Al Jafali & Bros Industrial Machinery Co.	30,319,169
3	6/1003	Ibrahim Al Jafali & Bros Industrial Machinery Co.	20,058,750
4	6/1004	United Gulf Steel Mill Co Ltd	21,305,340
5	6/1005	Electronia	316,876,368
6	6/1006	Ibrahim Al Jafali & Bros Industrial Machinery Co.	84,375,000
7	5/3001	Al Mutlak Metal Industries Company	3,140,156
8	5/3002	Pion Trading and Contracting ESt.	7,025,000
9	5/3003	Ibrahim Al Jafali & Bros Industrial Machinery Co.	13,224,544
10	6/3004	Ibrahim Al Jafali & Bros Industrial Machinery Co.	16,760,754
11	6/1005	Export Development Office for Trading Services	2,609,860
12	6/3006	Arab Perfumes Company Ltd	220,000
13	6/3007	Al Mutlak Metal Industries Company	4,950,000
14	7/3008	Tawq Al Yamamah Trading Services	18,750,000
15	7/3009	Al Mutlak Metal Industries Company	6,987,860
16	7/3010	Bank AlJazira	5,200,000
Total			588,977,001

C. Approved credit limit of guarantee policies supporting credit lines until the end of 2018:

Table (3-7)

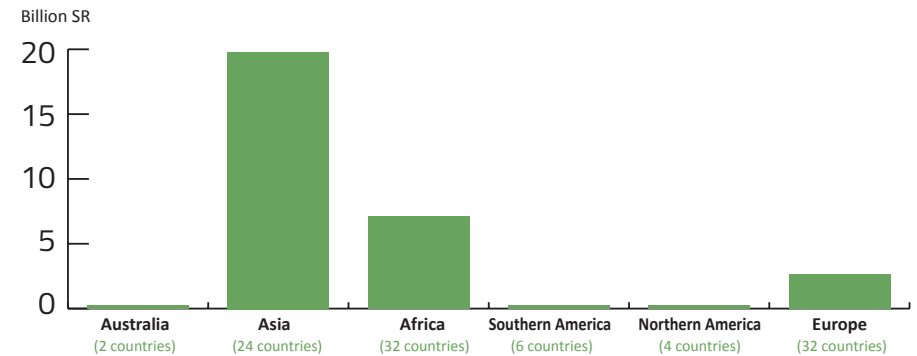
No.	Policy No.	Bank	Amount (in SR)
1	2005/001	Bank AlJazira	562,492,481
2	2007/002	Riyad Bank	3,708,901,155
3	2012/003	Banque Saudi Fransi	2,352,374,500
4	2013/004	Samba Financial Group	1,385,812,500
5	2013/005	Saudi Investment Bank	719,999,843
6	2015/006	Saudi-British Bank) SABB(570,000,000
Total			9,299,580,479

Guarantee statistics by continent until the end of 2018

Table No. (3-8)

Continent	No. of Countries	(Total (in SR	(Total (in USD
Australia	2	247,074,855	65,886,628
Asia	24	19,837,656,408	5,290,041,709
Africa	32	7,142,074,048	1,904,553,079
Southern America	6	97,573,924	26,019,713
Northern America	4	277,204,331	73,921,155
Europe	23	2,692,207,043	717,921,878
Total	91	30,293,790,609	8,078,344,162

Chart of guarantee information by continent

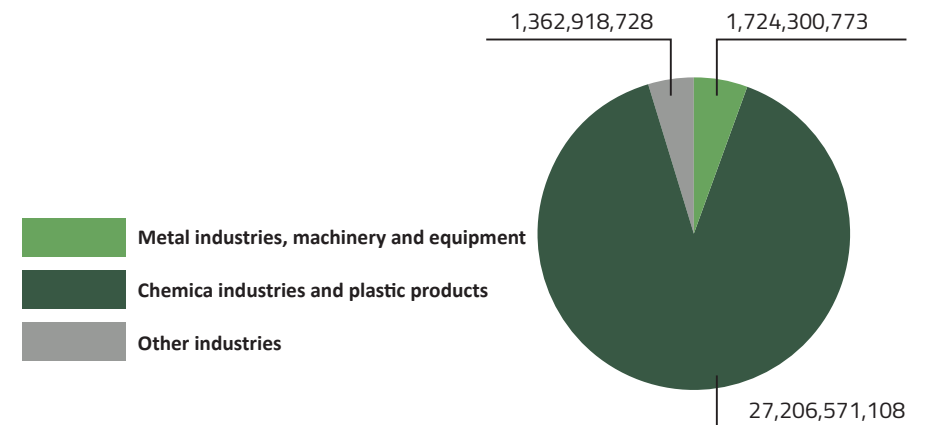


Guarantee statistics by sector until the end of 2018

Table No. (3-9)

Industry sector	Total approved amounts (in USD	Total approved amounts (in SR
Metal industries, machinery and equipment	459,813,539	1,724,300,773
Chemical industries and plastic products	7,255,085,629	27,206,571,108
Other industries	363,444,994	1,362,918,728
Total	8,078,344,162	30,293,790,609

Chart of guarantee information by sector



Third: Marketing Activity

The main role of the Marketing Department is to introduce the services and products offered by SEP to beneficiaries, including exporters or foreign importers of national goods and to communicate with them in order to make maximum use of these products and services. The role and importance of marketing are underlined through cooperation with other departments within SFD and SEP in this field.

The marketing tasks of SEP are focused on sending marketing delegations to local companies, organizing seminars, participating in local and international trade fairs and participating in bilateral committees in fields related to exports. It also responds to queries of the beneficiaries of SEP's services and issues finance guide and guarantee guide to introduce these services. In addition, it supervises and updates news of the SEP website www.sep.gov.sa SEP internal and external activities during 2018 are as follows:

A. In-house Marketing:

SEP continued its communication with the service beneficiaries, where it received at its headquarters a number of official and commercial delegations, representatives of companies, many businessmen and investors. They were introduced to financing and guarantee services provided by SEP to importers of national goods and services, and how they can benefit from these services. These include:

- SAF Group.
- Al-Toukhi Company for Industry, Trading and Construction.
- Gulf Packaging Industries Ltd.
- S&P Global Market Intelligence.
- Abdul Mohsen Al Sahli Holding.
- Korean EXIM Bank and Korea Trade Insurance Corporation (Ksure).
- GITEX Paints
- Rajhi Steel Industries.
- Filling & Packing Materials Mfg. Co. (FIPCO).
- Saudi Pharmaceutical Industries & Medical Appliances Corporation (SPIMACO).
- Delegation from the Republic of South Sudan.
- ANB Bank.
- Chargé d'affaires of the Embassy of the Republic of Kenya.
- Global Al-Attas Group.
- General Electric company.

B. External Marketing

SEP is keen to participate in meetings, exhibitions and seminars related to its activity. Such participation is usually exploited in marketing and advertising the SEP's services through presenting introduction offers on the finance and guarantee services provided by SEP to national exporters and importers of goods and services. In addition, SEP distributed introduction guides about services. These events in which SEP participated include the following:

- Two workshops on export finance and guarantee organized by the Saudi Export Development Authority at the Chambers of Commerce in Riyadh and Jeddah.
- Exhibition and press conference held in Düsseldorf.
- The International Exhibition and Conference on Metal Producing, Metal Processing and Metal Working Industry in conjunction with the KSA Manufacturing and Industrial Tech Show and the 3rd round of the 3rd Saudi International Elevators and Escalators Exhibition.
- The preparatory program of the Committee on Trade and Investment of the Saudi-Chinese High Level Committee.
- Meeting of the Saudi-Egyptian Trade Mission.
- The Export Development Workshop organized by the Saudi Export Development Authority in Chamber of Commerce in Yanbu.
- Riyadh Chamber of Commerce held a seminar under the title "Direct and indirect business opportunities at Expo Dubai 2020".
- Representative of SEP attended and participated in the Unaizah Dates Festival, which was sponsored by HRH Emir of Al-Qassim region.
- The Saudi-Danish Business Forum.
- The Marketing Department has invited the Director of Business Development at Dubai Export Development Corporation.

C. Joint Committees:

SEP participates in many joint programs, the most important of which are:

- The Saudi-Algerian Joint Committee.
- The Saudi-Kazakh Committee.
- The Saudi-Bangladesh Joint Committee.
- The Saudi-Chinese Committee.
- The Saudi-Egyptian Committee.



SFD
الصندوق السعودي للتنمية
Saudi Fund for Development

Signing a national export financing agreement.



SFD seeks to provide drinking water in African villages suffering from a lack of water resources.

SFD
الصندوق السعودي للتنمية
Saudi Fund for Development



Appendices

SR. Million

Country	Project Name	Amount	Total
Ethiopia	Azezo - Metema Road	70.50	327.50
	Assosa - Kurmuk Road	24.50	
	Rural Electrification Project in Jijiga - Degehabur	37.50	
	- Gedo - Lemlem Bereha Road	93.75	
	- Rural Electrification Project in Gode - Kebridhar	56.25	
	Arbarakate – Gelemso – Mechata Road (Phase I)	45.00	
Eritrea	- Power Generation and Transmission	155.25	230.25
	- Forestation of Eritrea	40.97	
	Mandefera – Barentu Road	34.03	
Central African Republic	Rehabilitation of Bangui – Mpoko Airport	16.00	333.75
	Sugar Complex in Ouaka	20.00	
	Cotton Production Support	9.00	
	Completion of a number of projects as per the reconstruction program.	288.75	
Uganda	Financing the purchase of the items related to Agricultural and Livestock Development	7.36	191.86
	- Economic Development Support	17.00	
	Kinyara Sugar Rehabilitation	25.00	
	Construction and Equipping of Technical Institutes for Vocational Education and Training	45.00	
	Rural Electrification Project	41.25	
	Rehabilitation and Equipping of Yumbe and Kayunga Hospitals	56.25	
Botswana	Gaborone International Airport	34.84	59.39
	Morupule Power	24.55	
Benin	Protection of Cotonou Coasts	45.00	210.50
	Construction and Equipping of Safy Hospital (Phase I)	40.00	
	Construction and Equipping Universities Centers (Phase I)	43.00	
	Kandi – Segbana – Nigeria border Road	60.00	
	Protection of Cotonou Coasts (additional loan)	22.50	

SR. Million

Country	Project Name	Amount	Total
Burkina Faso	Kompienga Dam	40.00	620.62
	Bhakra Dam	39.87	
	Bobo Dioulasso – Mali Border Road (The Integrated Development for the Southern Regions):	30.00	
	Development of Sourou Valley	26.00	
	Pa – Dano – Border of Cote d'Ivoire Road	37.50	
	Bagry Integrated Rural Development	34.00	
	Yegueresso – Diebouougou Road	37.50	
	Samendeni Dam	45.00	
	Koudougou – Dedougou Road	45.00	
	Construction and Equipping of Manga Regional Hospital	42.00	
	Construction of Ouagadougou – Donsin	105.00	
	Construction of Ouahigouya - Djibo Road	138.75	
	Burundi	Mugamba – Bututsi Reforestation	
Gitega – Gihofi Road		14.89	
Rugombo – Kayanza Road		39.80	
- Nyanza LAC – Butembera Road		8.20	
- Economic Development Support		11.00	
Low – Income People's Housing in Kamenge		20.60	
Structural Adjustment Support		10.60	
- Bubanza – Ndora Road		75.00	
Bujumbura – Nyamitanga Road		45.00	
National Road No.16 “Bururi-Gitiga” First Phase “Bururi-Gakuba” Project		56.25	
Construction and Equipping The Higher Institute Project In Cibitoke	45.00		
Rehabilitation of the National Road No.3 Part “Rumonge-Nyanzalac” Project	56.25		

Appendix 1 - Africa

SR. Million

Country	Project Name	Amount	Total
Chad	- Economic Development Support	17.00	492.00
	The Central Market in N'Djamena	40.00	
	- Massakory – N'Gouri – Bol – Niger Border Road (Part: N'Gouri – Bol)	93.75	
	Development of Vocational Education	112.50	
	Construction of Small Dams for Agriculture and Livestock in Rural Areas	93.75	
	Drinking Water Supply Project In Abeche	93.75	
	N'gouri – Bol Road Project (Part II) (Additional Loan)	41.25	
Tanzania	Agricultural Sector Support	15.00	246.40
	Kibiti – Lindi Road	43.80	
	Pemba Airport Rehabilitation	7.60	
	Constructing and Rehabilitation of Rural Roads in Zanzibar	21.00	
	Potable Water Supply for Three Towns and Surrounding Villages of Mara Region	56.25	
	Potable Water Supply in Districts of Same and Mwanga	93.75	
	Construction and Rehabilitation of Rural Roads in Zanzibar (Additional Loan)	9.00	
Togo	Lome Port Extension	26.02	177.99
	Preparation of the economic feasibility studies and designs for Agro – Industrial Complex for Soybeans	1.22	
	Rehabilitation of Tandjouare – Cinkasse Road	25.00	
	Land Reclamation in Messon Toffiye Region	17.00	
	Rehabilitation of Kpalime – Atakpame Road	45.00	
	Rehabilitation of Sokodé-Bassar Road	63.75	
Tunisia	Tunisia Urban Sewerage	105.00	4127.8
	Gabes National Engineers School	13.65	
	Sahel & Southern Regions Water Supply	114.76	
	Sidi Saad Dam	219.37	
	Protection of Sidi Saad Dam	16.00	
	Safx City Potable Water Supply	96.15	

SR. Million

Country	Project Name	Amount	Total
Tunisia (contd.)	Feasibility Study for Ground Water Exploitation in Far Southern Area	9.47	4127.8
	Expansion of Fishing Ports in Gabes, Teboulba and Klibia	60.00	
	Feasibility Study for an Industrial Complex in North West	4.15	
	Nefzaoua Oasis	50.00	
	Doubling of Railway Line between Borj Cedria And Al – Qal'ah Al – Kubra	88.00	
	Al – Hawareb Dam	50.00	
	Integrated Rural Development	132.50	
	Al – Saoud Wadi Sejnane Dam	100.00	
	Tabarka International Airport	50.00	
	Construction and Equipment of Emergency Medical Center in the Capital	40.00	
	Integrated Farming Development in Jumin and Gazala	40.00	
	Economic Science College and Media Arts Institute	37.50	
	Integrated Farming Development at Sidi Bou Zid Province	75.00	
	Protection of the Coastline from Drift in Carthage, Gammarth and Halg alwadi	70.00	
	Sousse Power Plant	450.00	
	Natural Gas Pipeline Network	318.75	
	Developing the Vocational Training System	60.00	
	Social Housing	562.50	
	Mornaguia Power Station	483.75	
	Social Housing (Phase II)	318.75	
Construction and equipment of 2 hospitals (Class B) in El Djem and Sbiba	150.00		
Improvement of portable water supply project in the rural area of Bizerte State	318.75		
Integrated agricultural development project in Joumin Ghazala and Sajnan (Phase II)	93.75		
Gabon	Cross Country Gabon Railway	40.27	140.03
	Study Preparation for the Polytechnic Institute of Masuku	9.00	
	Masuku Polytechnic Institute	90.76	

Appendix 1 - Africa

SR. Million

Country	Project Name	Amount	Total
Gambia	Yandum International Airport	23.30	371.92
	Bangul – Yandum Road	30.16	
	Yandum Airport (Phase III)	6.72	
	- Economic Development Support	12.00	
	Structural Adjustment Support	12.49	
	Mandina – Soma Road	37.50	
	Banjul Internatinal Airport Rehabilitation and Upgrading (Phase II)	37.50	
	Brikama – Darsilami Road	28.50	
	The University of Gambia	37.50	
	Construction of Laminkoto- Basimasse Road	75.00	
Banjul Internatinal Airport Rehabilitation and Upgrading (Phase II) (Additional Loan)	71.25		
Algeria	Jijel Port	94.93	1031.48
	Gergar Dam	75.49	
	Ain Dalia Dam	83.76	
	Bani Haroon Dam	147.75	
	Social Housing in the Capital City of Algeria	293.00	
	Power Station in Hamma	63.16	
	Potable Water Supply for Wahran and Maghnia Cities	80.00	
	Social Housing in Qasantina	94.00	
	Preparation and Expansion of Farm Irrigation around Meena	50.00	
	Construction and Equipping of Two Vocational Centers in the capital city of Algeria	12.18	
	The Social Housing at Wahran and Mistghanim Provinces	45.00	
	and Intermediate Schools in Different Provinces	20.47	
	Renovation of Social Housing in Capital City of Algeria	8.12	

SR. Million

Country	Project Name	Amount	Total
Algeria (Contd.)	Construction and Equipping of 17 Secondary and Intermediate Schools in Bou – Merddas Province	49.42	1270.97
	Construction and Equipping of 2 Vocational Training Centers in Bou – Merddas Province	14.70	
	Construction of 1,000 Housing Units in Bou –	70.00	
	Construction and Equipping AL – Thania Hospital in Bou – Merddas Province	16.75	
	Construction and Equipping of Secondary Schools in Different Provinces	52.24	
Cape Verde	Fishing Project in Cape Verde Islands	8.66	83.66
	Fogo Island Ring Road (Phase I)	37.50	
	Construction of Eight Educational Institutions	37.50	
Comoros	Grand Comore & Moheli Islands Road	34.00	220.25
	Completion of Grand Comore & Moheli Islands Roads	10.00	
	Rehabilitation of Roads	112.50	
	REHABILITATION OF “MATSAMOUDI-SEMA” ROAD PROJECT IN ANJOUAN ISLAND	63.75	
Djibouti	Economic and Social Development in Northern Region	85.00	1031.48
	Djibouti Airport Expansion	25.73	
	Djibouti Seaport Development	34.75	
	- Riyadh Central Market in Djibouti City	8.50	
	- Djibouti Seaport Development (Phase IV)	37.50	
	- Education Development	26.25	
	Rural Water Provision	15.00	
	-Tadjoura Port	93.75	
	Supporting Djibouti Fund for Economic Development	18.75	
	Social housing	112.50	
	Tadjoura Port (additional loan)	22.50	
	Rehabilitation of Djibouti - Tadjoura Road (King Fahad Bin Abdulaziz Al Saud Road)	101.25	
	REHABILITATION OF DJIBOUTI-GALAFI ROAD PROJECT	450	

Appendix 1 - Africa

SR. Million

Country	Project Name	Amount	Total
Rwanda	Kigali – Gatuna Road	16.86	452.74
	Kayonza – Kagetumba Road	45.36	
	King Faisal Hospital in Kigali	64.27	
	Roads Sector Support	11.00	
	King Faisal Hospital Rehabilitation and Expansion in Kigali	45.00	
	Kicukiro – Nemba Road	48.75	
	Increasing Access to Electricity to Some Areas in Rwanda	45.00	
	Kitabi – Congo Nil Road	19.00	
	Rubengera – Gasiza Road	48.75	
	Huye – Kitabi Road	52.50	
	Construction Of Nyagatare – Byumba – Base Road	56.25	
Zambia	Solwezi – kelenge Road	11.76	506.76
	Kalabo – Sikongo – Angola Border Road	45.00	
	Modernization of the University Teaching Hospital in Lusaka	75.00	
	The Construction Of King Salman Bin Abdulaziz Specialized Hospital	375	
Zimbabwe	Rural Telecommunications	23.66	23.66
Senegal	Anambe River Basin (Phase I)	30.00	
	Development of the Senegal River Basin OMVS	237.80	
	Kedougou – Saraya Road	24.84	
	- Rehabilitation of Ourosogui – Bakel Road	6.51	
	Sacre – Coeur Housing (Phase II)	4.14	
	Emergency Plan for Potable Water Supply	56.90	
	Rural Development in Eastern Senegal	10.68	
	Dialakoto – Kedougou Roads Technical and Economic Feasibility Study	2.75	
	Canal and Road Frone De' Terre in Dakar	8.41	

SR. Million

Country	Project Name	Amount	Total
Senegal (Contd.)	Support of Economic Sectors	22.00	1148.12
	Social and Economic Sectors Support	8.00	
	Dialakoto – Kedougou Road	39.25	
	Anambe River Basin Development (Phase II)	57.50	
	Cap Des Biches Power Station Expansion	78.51	
	Development of Education	26.89	
	Irrigated Agriculture Development on Senegal River	45.00	
	Development of Health Condition	15.59	
	Potable Water Supply to Notto – Andiosmone – Palmarin	33.75	
	Dalal Jamm Hospital	67.40	
	Medina Gounass – Guinea's border Road	37.50	
	Ouakam Road, Dakar	114.00	
	Dalal Jamm Hospital (Additional Loan)	34.00	
	Rehabilitation and Extension of Matam Agricultural Project (Phase 2)	74.20	
Rehabilitation of Tambacounda - Goudiry Road	112.50		
Swaziland	National Reference Hospital in the Kingdom of Swaziland	37.50	37.50
Sudan	Rahad Irrigation System	92.21	
	Haya – Kassala Road	91.78	
	Port Sudan Airport	35.30	
	Western Savannah Development	15.89	
	Ground Station's Connection to Satellites	32.83	
	Improvement of Aeronautical Telecommunications and Equipment	22.82	
	Procurement of Scientific Equipment for Education	4.23	
	Nyala – Kas – Zalingei Road	121.13	

Appendix 1 - Africa

SR. Million

Country	Project Name	Amount	Total
Sudan (contd.)	Kenana Sugar	120.16	3068.15
	Rahad Road	15.30	
	Al – Jazira Rehabilitation	56.80	
	Sugar Factories Rehabilitation	81.80	
	Al – Jazira Rehabilitation (Additional Loan)	70.90	
	Agricultural Sector Support	44.00	
	Marwi Dam	563.00	
	Marwi Dam (Additional Loan)	225.00	
	Hightening of Roseires Dam	150.00	
	White Nile Sugar	200.00	
	Upper Atbara and Stit Dams	300.00	
	Upper Atbara and Stit Dams (Additional Loan)	375.00	
	Rainwater Harvesting to Overcome Thirst In Sudanese Rural Areas	450.00	
	Sierra Leone	The Hospital Project (Consultancy Services) (Phase I)	
Western Province Electricity Generation (Phase II)		31.00	
Kenema – Pendembu Road		37.50	
Western Area Power Generation (Additional Loan)		6.00	
Rehabilitation and Expansion of “Fourah Bay” College at University of Sierra Leone		45.00	
Seychelles	Electrification of South Mahe Island (phase II)	75.00	75.00
Somalia	-Juba Sugar	218.75	352.60
	Somalia National University	35.30	
	Completion of Juba Sugar (Additional Loan)	68.55	
	Agricultural Sector Support	30.00	

SR. Million

Country	Project Name	Amount	Total
Ghana	Kpong Hydro – Electric Power	114.70	391.66
	Grain Storage Silos	16.94	
	The College Science of Accra	11.39	
	Tema and Tokoradi Seaports Renovation	48.00	
	- Economic Development Support	15.00	
	Northern Regions Grid Power Extension	17.76	
	Health Centers	38.67	
	Trtteh Quarashie – Mamfe Road	39.20	
	Rehabilitation and Expansion of Bolgatanga Regional Hospital	45.00	
	Construction of Trauma and Acute Care Center of Korle-Bu Teaching Hospital in Accra (Phase I)	45.00	
	Guinea	Feasibility Study, Design & Specifications for Guekedou – N’Zerekore Road	
Guekedou – N’Zerekore Road		133.63	
- Education Development		24.00	
Construction and Equipping of Rural Health Centers		15.00	
Social and Economical Sectors Support		21.00	
Health Development		34.00	
Supply of Water for Seven Towns		45.00	
Seredou – N’Zerekore Road		70.00	
Integrated Rural Development in Forecariah		26.00	
Garafiri Dam for Hydro – Electric Power		74.00	
Garafiri Dam for Hydro – Electric Power (Additional Loan)		36.00	
Tombo – Gbesia Road		56.25	
Rural Intermediate Schools		45.00	
Komba – Boummehoun Road	58.13		
Construction and Equipping Eight Vocational Schools	90.00		
Rehabilitation and Expansion of Donka Hospital in Conakry	120.00		

Appendix 1 - Africa

SR. Million

Country	Project Name	Amount	Total
Guinea Bissau	Multi Industrial Complex	15.90	122.00
	Bissau Seaport	29.00	
	Bambadinca – Xitol – Quebo Road	6.80	
	Agricultural Sector Support	12.00	
	Bissau – Prabis, Bissau – Biombo Road	18.00	
	Construction of Power Station in Bissau	40.30	
Cameroon	Song Loulou Hydro-Electric Power	105.90	362.43
	Wheat Cultivation	0.32	
	Railways Rehabilitation	34.96	
	Ayweis – Bounies Road	37.50	
	Foumban – Manki – Magba – Mape Bridge Road	45.00	
	Sangamelima – Bikoula – Djoum Road	37.50	
	Rehabilitation of “Olama-Kribi” Road (Section Bingambu- Grndzimbi)	63.75	
	Construction and Equipment of Aqua Secondary Vocational School in Douala	37.50	
Cote d’Ivoire	Singrobo – Yamoussoukro Road	37.50	251.00
	Facilities of Technical Education and Vocational	37.50	
	Singrobo – Yamoussoukro Road (Part 2: Taabo – Toumodi) (Additional Loan)	30.00	
	Bouna – Doropo – Burkina Faso Border Road	90.00	
	Potable Water Supply for Abengourou and its neighbouring areas	56.00	
Congo Democracy	Railways Rehabilitation	19.70	70.04
	Roads Maintenance and Rehabilitation	50.34	
Popular Congo	Railways	88.30	164.89
	Completion of the Railways Projects	76.59	
Kenya	Nairobi Water Supply	55.84	
	Kenya – Sudan Road	34.59	

SR. Million

Country	Project Name	Amount	Total
Kenya (Contd.)	Thika – Garissa – Liboi Road	114.20	537.20
	Mombasa Sewerage	45.95	
	Kiambere Hydro – Electric Power	39.96	
	Agricultural Sector Support	15.00	
	Garissa Water Supply	31.41	
	Dundori – Njabini Road	37.50	
	Pediatric Emergency Center and National Burn Center at Kenyatta National Hospital	24.00	
	Construction of Nuno – Madogashe Road	56.25	
	Rural Electrification in Five Regions	45.00	
	Cancer Center at Casey Hospital	37.50	
Liberia	Tubman Bridge – Bomi Hills Road and New St. Paul River Bridge	31.80	220.60
	Bushrod Thermal Power Station	38.80	
	Rehabilitation of Roberts International Airport	75.00	
	Gbarnga- Salayea Road	75.00	
Lesotho	Maseru International Airport	13.16	148.91
	Metolong Dam	37.50	
	Construction of Metolong Dam (Additional Loan)	56.25	
	Water Supply for Five Towns	42.00	
Mali	Agricultural and Housing Development, Study of the Sixth Region’s Irrigation System	16.05	
	Selingue Dam	50.30	
	West Coastal Livestock (Sahel Livestock)	46.85	
	Sevare – Gao Road:	33.35	
	Sevare – Gao Road (Additional Loan)	16.58	
	Selingue Dam Project Completion	3.73	
Development of the Senegal River Basin OMVS	196.13		

Appendix 1 - Africa

SR. Million

Country	Project Name	Amount	Total
Mali (contd.)	Public Enterprise Support	22.00	761.84
	Second Bridge in Bamako	75.62	
	- Economic Development Support	7.00	
	Goubo Plateau Agricultural Project in the Sixth Region	9.97	
	Internal Linking Roads in Bamako Area	50.51	
	Kayes – Bafoulabe Road	35.00	
	Construction of Taosa Dam	93.75	
	Construction of Djenne Dam under the Irrigation Development Program of Selingue Basin (Phase I)	56.25	
	Didini / Kuala - Moredia - Kombo - Nara - Road - Borders of Moritania	48.75	
Madagascar	Andekaleka Hydro – Electric Power	42.40	183.90
	Industrial Sector Support	12.00	
	Soavinandriana – Faratsiho – Sambaina Road	32.00	
	Soavinandriana – Faratsiho – Sambaina Road (Phase II)	45.00	
	Swanirana Ivongo - Vahib Road	52.50	
Egypt	Suez Canal Rehabilitation	193.26	8862.53
	Railways Rehabilitation	85.93	
	Cotton Ginneries Rehabilitation	63.38	
	Telecommunication Development	117.33	
	Suez Canal Expansion	206.98	
	Sugar Beet Plant	63.99	
	Cairo – Assuit Road	81.66	
	Irrigation Canal for Sinai Desert	100.00	
	Educational Buildings	90.00	
	Grain Storage Silos	100.00	
	The Social Development Fund Projects' Support	85.00	
	Construction and Equipment of Primary Health Care Units	187.50	
	Banha Power Station	337.50	
Horizontal Grain Storage Silos	300.00		

SR. Million

Country	Project Name	Amount	Total
Egypt (contd.)	Irrigation and Drainage Pumping Stations	225.00	8862.53
	Providing Nasr City District with Drinking Water	150.00	
	Expansion of Western Damietta Power Station to Generate 750 MW	225.00	
	Expansion of El-Shabab Power Station to Generate 1,500 MW	937.50	
	- King Salman Bin Abdulaziz Project in El-Tor City	450.00	
	- Residential Communities Project	300.00	
	- Project of Development Axis Road with a length of 90 km	187.50	
	- Project of four connections with a total length of 61 km	187.50	
	- King Salman University Project	425.00	
	- Residential Communities Project in Sinai	1050.00	
	Tunnel-Taba Road Project	105.00	
	- Project for developing a cross road	247.50	
	Al - Jedi Road Project	398.00	
	- Project of establishing 13 agricultural communities	172.00	
	- Project of constructing a canal for water transport	790.00	
	- Project of triple treatment plant for sewage water of Mahmasah	450.00	
	Development of Al Kasr Al Aini Hospital	375.00	
	Expansion of West Cairo Power Plant to Generate 650 megawatt		
Malawi	Thyolo – Bangula Road		135.00
	Constructing and Equipping of Three Teachers Training Colleges		
	Phalombe District Hospital		
Mauritania	Kiffa – Nema Road	166.50	8862.53
	Guelb Iron Ore	226.00	
	Gorgol Valley Agricultural Project	33.50	
	Kiffa – Nema Road (Additional Loan)	83.75	
	Development of the Senegal River Basin OMVS	85.60	
	- Economic Development Support	26.00	
	Industrial and Mineral Sectors Support	12.00	
	Nouakchott Potable Water Supply from Senegal River	120.00	
	Nouakchott Potable Water Supply from Senegal River (Additional Loan)	94.00	
	Atar – Tidjikja Road	75.00	

Appendix 1 - Africa

SR. Million

Country	Project Name	Amount	Total
Mauritania (contd.)	Water Distribution Network in Nouakchott City	95.00	1969.85
	Food Guarantee	75.00	
	The New University Campus in Nouakchott	112.50	
	Ouainat Ezbel – Jikni – Adel Bakrou Road	131.25	
	Arkiz Agriculture Project	127.50	
	Transmission Link between Nouakchott and Zouérat	375.00	
	Construction of the linking road between the National Road No. 1 (Nouakchott - Akjoujt - Benichab) and National Road No. 4 (Nouakchott - Nouadhibou)	93.75	
	Expansion and rehabilitation of Condé Canal	37.50	
Morocco	Al Masira Dam	120.00	2608.00
	Jorf Al Asfar Mineral Port	120.00	
	Algharb Agricultural	115.00	
	Al – Haouz Al – Awsat Development (Phase II)	113.00	
	Ait Ayoub Dam and Matmata Tunnel	85.42	
	Irrigation Networks in Al – Haouz Alawsat	22.00	
	Casablanca Potable Water Supply	70.00	
	Tsaout Canal	122.58	
	Construction, Renovation and Equipping of Marrakech University Hospital	75.00	
	Development of Social Housing in Bin Souda Region in Fez City	30.00	
	Development of Social Housing in Silouan Area in Al Nazur and Ain Aouda Area in Rabat	45.00	
	Construction and Equipping of Fez University Hospital	90.00	
	Rural Area with Potable Water Supply	40.00	
	Construction and Equipment of Intermediate Schools	75.00	
	Construction and Equipping of Fez University Hospital (Additional Loan)	50.00	
	Construction and Equipping of Marrakech University Hospital (Additional Loan)	60.00	
	Taschort Dam	100.00	
	Moulay Bauchta Dam	60.00	
	Construction and Equipping Schools at Tamensourt and Tamesna Cities	90.00	

SR. Million

Country	Project Name	Amount	Total
Morocco (contd.)	High Speed Train (Tanjier – Casablanca)	750.00	
	- PROJECT OF SUPPLYING PORTABLE WATER FOR FOUR AREAS	375.00	
Mauritius	Urban Reconstruction and Development	15.61	592.8
	Plaines Wilhems Sewerage	14.69	
	- FLACQ TEACHING HOSPITAL PROJECT	187.50	
	- Sports Complex	93.75	
	Social Housing	187.50	
	- CANCER HOSPITAL PROJECT	93.75	
Mozambique	Maputo Coastal Protection	37.50	172.50
	Constructing and Equipping of Two Secondary Schools and Two Technical Institutes in Cabo Delgado and Niassa Provinces	45.00	
	Construction and Equipping Nampula General Hospital	33.75	
	Niassa Province Rural Electrification	56.25	
Niger	Housing Development and Grain Storage Silos	17.77	412.15
	Niamey – Baleyara – Fillingue Road	53.13	
	Margou – Falmey – Koulou – Gaya Road	15.59	
	Zinder – Agades Road	35.00	
	Faculty of Education of University of Niamey	36.16	
	- Economic Development Support	22.00	
	Education and Health Sector Development	45.00	
	Kandadji Dam	75.00	
	Equipping of Seven Health Centers for Mother and Child	37.50	
	Construction and equipment of Primary Schools in all Regions of Niger	37.50	
	Kandadji Dam (Additional Loan)	37.50	



Total Loans of Africa
35135.37 SR. Million

Appendix 1 - Asia

SR. Million

Country	Project Name	Amount	Total
Azerbaijan	Construction of Secondary Schools in Baku	35.70	376.95
	Construction of Velvelechuy – Takhtakorpu Canal	67.50	
	Yevlakh – Ganja Road	48.75	
	Rehabilitation and Expansion of Water Supply and Sanitation System for Baku Area	93.75	
	Supply and Sanitation Systems of Khyrdalan City	131.25	
Jordan	(Hussein Thermal Power Station (phase III	98.00	1777.38
	(Expansion of Aqaba Electricity (Phase II	26.25	
	Amman Water Supply and Sewerage	59.28	
	Aqaba Water Supply	49.86	
	Hasa – Menzil Railway	38.50	
	Aqaba Industrial Port	61.25	
	(Amman Water Supply (Additional Loan	83.43	
	Aqaba Thermal Power Station	89.98	
	(South Ghor Irrigation (Feifa – Khanizeirah	12.71	
	Secondary Vocational Schools	63.88	
	Al – Zara – Ghor Haditha Road	21.89	
	Faculty of Medical Science, Jordan University for Sciences and Technology	50.30	
	Al – Yatun South Aqaba Road	25.13	
	Construction of Irbid Industrial City	15.17	
	Expansion of Al – Bashir Government Hospital	100.00	
	Azzarga Government Hospital	112.50	
	(Expansion of Al-Bashir Government Hospital (Additional Loan	82.50	
	(Samra Power Station (Phase III	193.00	
	(The Fourth Thermal Generation Unit of Samra Power Station (combined cycle	200.00	
	(Reconstruction and rehabilitation of the Desert Highway (Amman - Aqaba	393.75	

SR. Million

Country	Project Name	Amount	Total
Afghanistan	Kabul – Kandahar – Herat Road	195.00	442.50
	Armalik – Sbzak – Qalainau Road	187.50	
	(Armalik – Sabzak – Qalainau Road (Additional Loan	60.00	
Indonesia	Fertilizer Plant Expansion	237.75	1119.07
	Surabaya – Malang Highway	176.50	
	Padalarang – Cileuny Highway	140.92	
	Nucleus Estate and Small Holder Sugar Project	30.07	
	Arakundo Jambu Aye Irrigation and Flood Control	120.96	
	Nucleus Estate and Small Holder 4th Region	74.62	
	(Development of Surabaya Port (Phase II	72.00	
	Construction of Two University Hospitals in Sebelas Maret University and Andalas	135.00	
Uzbekistan	Development of Education in Seven Universities	131.25	1035.85
	Construction and Equipping Secondary Schools	60.00	
	Construction and Rehabilitation of Alat Pumping Station in Bukhara Region	45.00	
	Reconstruction of Highway in Direction of Samarkand – Guzar	112.50	
	Construction and Equipping Specialized Scientific Medical Centers with Modern	75.00	
	Construction and Equipping Secondary Schools	60.00	
	Construction and Rehabilitation of Alat Pumping Station in Bukhara Region	45.00	
	Reconstruction of Highway in Direction of Samarkand – Guzar	112.50	
	Construction and Equipping Specialized Scientific Medical Centers with Modern	75.00	
	Improvement of Drinking Water Supply of Koshrabad District in Samarqand Region	70.00	
	(Construction Of Modern Rural Houses (In Khorezm Region	112.50	
	Construction of Modern Rural Houses in Karakalpakstan Region	112.50	
	Rehabilitation and Construction of Water Network in the Kasan, Mubarak and Rural Affiliates	98.85	
	Program For Construction Of Modern Housing And Associated Infrastructure In Navoi, Fergana and Tashkent	187.50	
	(Rehabilitation of pumps of irrigation water system in Karshi (Phase Two	162.00	

Appendix 1 - Asia

SR. Million

Country	Project Name	Amount	Total
Pakistan	Mir Pur Mathelo Fertilizer	96.99	2590.41
	Pipri Thermal Power Station	218.92	
	Tarbela Dam Repairs	172.29	
	(Pipri Thermal Power Station (Phase II	128.07	
	(Irrigation and Drainage of the Left Bank Land of Andous River (Phase I	231.53	
	Sibi – Rakhni Road	7.40	
	Structural Adjustment Support	165.26	
	Makran Coastal Road	51.95	
	Golen Gol Hydropower	150.00	
	Neelum Jhelum Hydropower	300.00	
	Construction of the Infrastructure for Malakand Region	270.00	
	(Construction of Neelum Jhelum Hydropower (Additional Loan	375.00	
	(Construction of Golen Gol Hydropower Station (Additional Loan	216.75	
	Chella Bandi - Patika Road	206.25	
Bahrain	Al Rafa Power Supply	145.25	623.76
	Second Manama – Muharraq Road and Main Crossing	62.24	
	Expansion of Power Transmission Lines 66 KV	60.00	
	(Al hadd Power and Water Generating Station (Phase I	68.77	
	Development of Two Electric Power Transmission Line Networks of 220 and 66 KV 187.50	187.50	
	Operational Program of Bahrain Development Bank	100.00	
Bangladesh	Railways Rehabilitation	225.96	1916.31
	Jaipurhat Limestone Mining	4.60	
	Chittagong Urea Fertilizer	279.98	

SR. Million

Country	Project Name	Amount	Total
Bangladesh (contd.)	Railways Track Rehabilitation	32.67	1916.31
	Deep Tubewells Irrigation	72.20	
	Three Wells Drilling for Oil and Gas Exploration	30.90	
	Teesta Dam for Irrigation and Flood Control	105.00	
	(Rural Electrification (Phase III – C	47.60	
	Structural Adjustment Support	76.75	
	(“Rural Electrification (Phase 5-A “The second Selit Cooperative	39.40	
	Medical Institutes and Specialist Hospitals Upgrading	82.50	
	Construction of Shitalaha Bridge	168.75	
	Construction of Flyover Bridges in Dhaka	200.00	
	Construction of Shikalbaha Power Plant	200.00	
	Construction of Bridge Over Teesta River in Gaibandha	187.50	
	(Flyovers (additional loan	50.00	
	Construction of burn and plastic surgery unit project	112.50	
Thailand	(Mae Moh Power (Unit Four	105.39	173.39
	(Rural Electrification (Phase II	68.00	
Turkmenistan	Diagnostic Centers 37.50	37.50	37.50
Turkey	(Transmission Lines (Phase I	197.87	1916.31
	Yesilkoy Airport Terminal	24.79	
	Elbistan Power	112.81	
	(Transmission Lines (Phase II	26.64	
	Modernization and Electrification of Iskenderun – Divrigi Railway Line ((Phase I	137.43	
	(Transmission Lines (Phase III	52.52	
	(Modernization and Electrification of Iskenderun – Divrigi Railway Line (Phase II	206.54	
Educational and Application Hospital in Dokuz – Eylul University	29.66		

Appendix 1 - Asia

SR. Million

Country	Project Name	Amount	Total
Turkey (contd.)	Application Hospital, Medical Faculty & Research Center at Kocaeli University	138.00	1090.63
	Roads and Bridges Connections	81.37	
	Bolu Water Supply	83.00	
Sri Lanka	Colombo Water Supply and Sewerage	99.90	1405.28
	Electric Power Transmission	48.13	
	Mahaweli Ganga Downstream Development System "B" Left Bank	85.00	
	Medical Services Development in Colombo	45.00	
	Batticaloa – Trincomalee Road	40.00	
	(Development of Health Facilities in Colombo (Additional Loan	11.00	
	Epilepsy Hospital and Health Center	75.00	
	Kaluganga Development	172.50	
	Road Network Development	225.00	
	Improvement Of Peradeniya – Badulla – Chenkaladi Road	225.00	
	(Epilepsy Hospital and Health Centers (additional loan	45.00	
	Development of the left bank of Kalu Ganga	168.75	
	Wayamba university township development project	105.00	
(Kalu-Ganga Basin Development (Additional Loan	60.00		
Oman	Social and Administrative Centers	35.88	274.18
	Mountain Roads in the Southern Region	124.28	
	Vocational Training Center at Al – Khoeir	29.38	
	Vocational Training Center at Ibri	16.18	
	(Expansion of Al – Ghubrah Desalination & Power Station (Phase III	68.46	
Syria	Tartus Seaport	67.49	2303.84
	Latakia Seaport	73.13	
	Damascus – Lebanon Border Road	55.69	
	Tishreen Military Hospital	50.00	

SR. Million

Country	Project Name	Amount	Total
Syria (contd.)	Banias Thermal Power Station	69.64	2303.84
	Tishreen University in Latakia	123.10	
	Karat Kozak – Ein Eisa Road	27.81	
	Tartous – Kreit Coaxial Submarine Cable	35.98	
	Damascus International Airport Development	24.24	
	Expansion of Mehardeh Power Station	99.27	
	Tartus – Latakia Highway	27.49	
	Aleppo Thermal Power Station	750.00	
	Expansion of An – Nasiriyah Power Station	525.00	
	Construction of Deir Ezzor Power Plant	375.00	
Philippines	Mindanao Roads Improvement 75.00	75.00	75.00
Kazakhstan	Karaganda – Astana Road 45.00	45.00	45.00
China	Waying – Jiayin Road	86.00	2303.84
	Guangmen – Qianfeng Road	94.00	
	Akeso City Improvement of Infrastructure and Environment	82.50	
	Beijing's Vocational Training Complex	100.00	
	Educational Buildings in Gansu Province	93.75	
	Construction of Buildings for Vocational Education Colleges at Yunnan Province	60.00	
	Construction and Equipping of Three Hospitals in Gansu Province	75.00	
	Reconstruction of Earthquake Affected Areas	225.00	
	The Construction of the Children Hospital of Ningxia Hui Autonomous Region	93.75	
	The Construction of Hanzhong Railway Central Hospital in Shaanxi Province	93.75	
Construction of Luliang University New Campus in Shanxi Province	112.50		
Chongqing Chayuan Culture and Art Center	90.00		

Appendix 1 - Asia

SR. Million

Country	Project Name	Amount	Total
China (contd.)	Environmental Protection and Sustainable Development of wetlands around Hwange Lake in Susong District, Anhui Province	112.50	1637.50
	Environmental development of the inhabited areas at Hui people, Jintai District, Shanxi Province	93.75	
	Reconstruction of earthquake affected areas in Lushan County, Sichuan Province	112.50	
	Construction of a number of Vocational College Buildings in Jiujiang City, Jiangxi province	112.50	
Tajikistan	Shkef – Zegar Road	22.50	557.63
	Completion of Construction and Furnishing of Three Secondary Schools	11.25	
	Rehabilitation and Provision of Equipment for Maternity Hospital in Dushanbe	11.25	
	Emergency Care Hospital in Dushanbe	18.38	
	Construction and Equipment for Schools	45.00	
	Rehabilitation and Equipping of Maternity and Child Hospital in Khujand City	36.75	
	Kulyab – Kalaikhumb Road	75.00	
	Construction and Equipping for Secondary Schools	93.75	
	(Construction and Equipping of Secondary Schools (Phase IV	131.25	
	(Completion of Kulyab – Qal'ai Khumb Road (Parts A&F	112.50	
Vietnam	BacKan's General Hospital and Medical Training Center	55.00	
	Ninh Thuan Vocational Training Center	42.00	
	Thach Kim – Hien Hoa Road	60.00	
	Xuan Phuoc – Phu Hai Road	56.00	
	Dong Ha – Can Ty – Lao Va Chai Road	60.00	
	Rehabilitation of Flood-Affected Areas	45.00	
	Extension of Hoa Binh Province General Hospital	39.00	
	Center Of Tan Yen Commune Road	36.00	
	Expanding Ha Nam Vocational College	34.13	

SR. Million

Country	Project Name	Amount	Total
Vietnam (contd.)	Improvement Of Infrastructure Project For Flooded Affected Communes Of Ha Tinh Province	56.25	539.26
	DEVELOPMENT OF INFRASTRUCTURE IN DONG THAP PROVINCE	55.88	
Kyrgyzstan	Bishkek – Torugart Road	56.25	393.75
	(Taras – Talas Road (Phase III	37.50	
	Reconstruction of the North-South Highway Project (Alternative Balyk-chy-Jalal-Abad Road	75.00	
	Rehabilitation and expansion of the Public Pediatric Emergency Hospital in Bishkek	112.50	
	Construction of Public Schools	112.50	
Lebanon	Rehabilitation of University of Lebanon	54.27	
	Access Roads to Beirut and Main Crossing	68.00	
	Beirut Public Hospital	129.85	
	Completion of North Trans – Coastal Highway	53.31	
	Completion of South Trans – Coastal Highway	60.64	
	Maintenance of Govt. Buildings	23.71	
	Construction of Three Hospitals for Primary Care	40.93	
	Rehabilitation of Infrastructure for Emigrants Housing Districts	17.73	
	Construction of Govt. Schools	16.45	
	Rehabilitation of Teacher's Colleges	2.36	
	(Construction of Three Hospitals for Primary Care (Additional Loan	6.00	
	Potable Water Supply for Rural Areas in Akkar District	44.00	
	Brisa Lake Reservoir	37.50	
	Beirut – Damascus Highway	168.75	
	(Potable Water Network for the City of Al – Maniah (Tripoli and Dhnaiah Province	30.00	
	Construction of 12 Government Schools at	41.50	
Al – Matn Highway	45.00		
Roads at Akar Area	56.25		

Appendix 1 - Asia

SR. Million

Country	Project Name	Amount	Total
Lebanon (contd.)	Main Roads in Al – Khroub Province	41.25	1020.00
	Albetron – Tnwryin Road	26.25	
	Construction of Colleges Buildings of the Lebanese University at Tripoli Campus	56.25	
The Southern Korea	Development of the Ports Busan and Mukho	122.50	362.27
	Highways Construction and Improvement	123.02	
	Gamcheon Port Development	116.75	
Maldives	Hulule Airport	31.15	1014.96
	Completion of Hulule Airport	9.27	
	Male Water Supply and Sewerage	14.25	
	Male International Airport Development	34.14	
	(Male International Airport Development (Phase IV	16.65	
	Reconstruction and Development of Gaafu Alifu Atoll	45.00	
	Program of Repairs of Damages Resulted from Tsunami	56.25	
	Reconstruction of Fishing Harbors	56.25	
	(Reconstruction and Development of Gaafu Alifu Atoll (Additional Loan	30.00	
	Seenu – Hithadhoo Regional Hospital	47.00	
	Development of Hulhumale Island	300.00	
	Development of Ibrahim Nasir International Airport	375.00	
Malaysia	Medical Faculty at University of Kebangaan	54.16	312.26
	University of Technology	48.24	
	Pahang Tenggara Land Settlement	86.10	
	South East Ulu Kelantan Land Settlement	40.00	
	Lepar Utara Land Settlement	52.70	
	Five Lamara Junior Science Colleges	15.16	

SR. Million

Country	Project Name	Amount	Total
Myanmar	Development of Irrigation System for Kanyin Dam	30.00	30.00
Nepal	Marsyangdi Hydro – Electric Power	45.40	452.50
	(Bajmati Irrigation (Phase I	35.60	
	(Bajmati Irrigation (Phase II	109.00	
	Completion of Bajmati Irrigation	56.25	
	Budhi Ganga Hydropower Project	112.50	
	Development Of Dunduwa Irrigation System	93.75	
India	Srisailam & Nagar Junsagar Power	350.44	626.18
	Koraput – Rayagada Railway	73.38	
	(Ramagundam Thermal Power (Phase II	93.79	
	Nhava Sheva Port	108.57	
Yemen	(Sana'a Triangle Electricity Supply, (Phase I	17.50	626.18
	Grain Storage and Silos and Processing	38.25	
	Sana'a Water Supply and Sewerag	51.29	
	Second Electricity	86.50	
	Taiz Water Supply and Sewerage	61.29	
	(Second Electricity (Phase II	52.83	
	(Grain Storage and Processing (Phase II	36.83	
	(Al – Mokha Power Station (Phase III	78.61	
	Completion of Sana'a Water and Sewerage	46.90	
	Development of Aden Seaport	67.38	
	Agricultural College, University of Sana'a	10.21	
	Expansion of Sana'a Power Station	93.75	
	Expansion of Aden Power Station	93.75	
	Construction of Power Station in Ma'rib	187.50	
Construction of Technical Institutes and Vocational Training Centers	187.50		

Appendix 1 - Asia and Other Regions

SR. Million

Country	Project Name	Amount	Total
Yemen (contd.)	Engineering Services for Roads Projects	22.50	2140.09
	Main Roads	140.00	
	Social Development Fund	75.00	
	Heddan – Aljum'ah – Almnzalah Road	90.00	
	Migz – Ghamer – Razkh Road	26.25	
	(Main Roads (Additional Loan	118.75	
	Faculty of Medicine and Health Sciences, University of Taiz	45.00	
	Hudaydah Central Hospital	112.50	
	Umran – Sana'a – Dhamar – Ta'izz – Aden Freeway	400.00	

SR. Million

Country	Project Name	Amount	Total
Albania	Construction of Durres Bypass Road	45.00	251.25
	Construction of Tirana – Elbasan – Qukes – Qafe – Ploce Road	93.75	
	Rehabilitation of Vlora River Road	112.50	
Brazil	Chesf Power	111.06	111.06
Bosnia and Herzegovina	Bosnia and Herzegovina Reconstruction Program	112.50	493.13
	Completion and Equipping of Four Hospitals	93.75	
	Zenica City Ring Road	93.75	
	Refugees Housing Rehabilitation	67.50	
	Development of infrastructure in Goražde	22.50	
	Constructing and equipping a number of hospitals	73.13	
	Development Of Infrastructure For The Old City Of Sarajevo Project	30.00	
Jamaica	Highway Maintenance	17.40	17.40
Western Samoa	Apia Water Supply	16.00	16.00
Cuba	Rehabilitation and Equipping of a Number of Maternity Hospitals	75.00	557.50
	Rehabilitation of Drinking Water Network of Havana City	112.50	
	Rehabilitation of Water Supply and Sanitation of Camaguey City	150.00	
	Rehabilitation of Water Supply and Sanitation Systems of Cárdenas City	120.00	
	Rehabilitation and construction of a number of social projects in Old City of Havana	100.00	
Kosovo	High Speed Road Prishtina – Mitrovice	60.00	60.00
Malta	Marsaxlokk Port -	70.60	153.60
	Water Desalination	41.00	
	(Marsaxlokk Port (Phase II	42.00	
Total Loans of Other Regions			1659.94



Total Loans of Asia
25163.30 SR. Million



Grand Total Loans of Africa, Asia and Other Regions

61958.61 SR. Million

Contributions of the Kingdom of Saudi Arabia to Arab, Regional and International Development Institutions up to 31/12/2018

Serial	Institutions	Capital In USD	Contribution of the KSA In USD	
			Subscribed	Paid
1	Arab Monetary Fund *	3.753.000.000	556.382.250	556.382.250
2	Arab Fund for Economic and Social Development **	9.555.161.542	2.367.912.753	2.367.912.753
3	Arab Bank for Economic Development in Africa	4.200.000.000	1.027.428.666	1.027.428.666
4	Arab Investment Guarantee Corporation**	323.596.724	28.326.900	28.326.900
5	Arab Authority for Agricultural Investment and Development * *	1.105.440.000	168.415.100	155.943.266
6	The Special Account for Financing Small and Medium – Size Private Sector Projects in the Arab Countries	1.310.000.000	500.000.000	500.000.000
7	Islamic Development Bank ***	70.353.543.400	16.536.552.000	1.837.024.000
8	Islamic Corporation for Investment Insurance and Export Credit ***	400.229.650	83.400.000	41.700.000
9	Islamic Corporation for Private Sector Development	1.720.205.354	416.493.380	337.013.206
10	International Islamic Trade Financing Corporation	856.200.000	145.570.000	120.000.000
11	Islamic Solidarity Fund for Development	2.705.830.000	1.000.000.000	1.000.000.000
12	International Finance Corporation	2.566.199.000	51.083.000	51.083.000
13	Multilateral Investment Guarantee Agency	1.918.721.000	59.813.000	59.813.000
14	OPEC fund for International Development	6.132.085.279	2.089.975.816	2.089.975.816
15	International Bank for Reconstruction and Development	252.821.000.000	8.022.800.000	8.022.800.000
16	International Monetary Fund	320.212.222.000	9.681.903.000	9.681.903.000
17	International Development Association	244.694.000.000	2.634.570.000	2.634.570.000
18	The Arab Gulf Program for Development (AGFUND)	0000000000000000	310.000.000	284.610.133
19	African Development Bank	103.561.813.800	177.196.509	11.729.671
20	African Development Fund	0000000000000000	392.630.000	391.450.000
21	****The Asian Infrastructure Investment Bank (AIIB)	100.000.000.000	2.544.600.000	407.120.000
22	International Fund for Agricultural Development	0000000000000000	511.223.000	610.923.000

* The capital of the Arab Monetary Fund was calculated by changing the Arab Dinar into US \$ according to the prevailing exchange rate based on the value of the Special Drawing Rights which is equivalent to US \$ 1.39 (February 2019).

**** The capital of each of the Arab Fund for Economic and Social Development, Arab Investment Guarantee Corporation and the Arab Authority for Agricultural Investment and Development, on the basis that the Kuwaiti Dinar exchange rate is equivalent to US \$ 3.29 (February 2019)

*** The capital of both of the Islamic Development Bank and the Islamic Corporation for Investment Insurance and Export Credit was calculated by changing the Islamic Dinars into Dollars according to the prevailing exchange rates on the basis of the Special Drawing Rights equivalent to US \$ 1.39 (February 2019).

**** Asian Investment Bank, 20% (\$ 508.900.000) is paid in instalments over five years. An amount of \$ 407,120,000 has been paid and the remaining 80% (2,035,700,000) is on demand.

Body	Body
Arab Fund for Economic and Social Development	Italian Credit Bank
Abu Dhabi Fund for Development	Yugoslav Bank for International Economic Cooperation
Kuwaiti Fund for Arab Economic Development	African Development Bank
Iraqi Fund for External Development	Islamic Development Bank
Japan Bank for International Cooperation	Asian Development Bank
(Fonds d'Aide et de Cooperation, FAC (France	Caribbean Development Bank
(Fonds Pour Industrialisation des Pays en Development (Denmark	Inter - American Development Bank
African Development Fund	West African Development Bank
Regional Development Fund for the Economic Union of the West African Countries	(Banque de Développement des Etats de L'Afrique Centrale (BDEAC
OPEC fund for International Development	Eastern and Southern African Trade and Development Bank
European Investment Fund	(Skandinaviska Enskilda Banken (SEB
International Monetary Fund	European Fund for Development
International Fund for Agricultural Development	International Bank for Reconstruction and Development
(Overseas Development Administration (British Agency	Arab Bank for Economic Development in Africa
Canadian International Development Agency	Commonwealth Development Corporation
Swedish International Development Agency	Millennium Challenge Corporation
United States Agency for International Development	Swiss Development Corporation
(Societe Pour L'Expansion des Exportations, SEE (Canada	European Economic Community
International Development Association	United Nations Development Programme
(Caisse Centrale de la Cooperation Economique, CCCE (France	World Food Program
(Kreditanstalt für Wiederaufbau, KfW (Germany	The Export-Import Bank of China

SFD
الصندوق السعودي للتنمية
Saudi Fund for Development





P.O. Box 50483 - Riyadh 11523
Tel: +966112794000 Fax: +966114647450
www.sfd.gov.sa