

SFD
الصندوق السعودي للتنمية
Saudi Fund for Development



The Activity of the Saudi Fund for Development in Social Infrastructure Sector 2019

رؤية
VISION
2030
المملكة العربية السعودية
KINGDOM OF SAUDI ARABIA

SFD

الصندوق السعودي للتنمية
Saudi Fund for Development





 **The Activity of the Saudi Fund for Development in Social Infrastructure Sector during (1975-2019):**






No. of Projects and Programs
226








Total Amount
20608.19
SR million



Representing
30.49%
of SFD's total cumulative
contributions

-  **In Africa 118 projects with a total amount of SR 11837.16 million**
-  **In Asia 98 projects with total amount of SR 7922.15 million**
-  **In other regions 10 projects with total amount of SR 848.88 million**

 Development Assurances to Countries by Sub - Sectors

	 Water and Sewerage	 Education	 Health	 Housing and Urban Development	 Total
Africa					
No. of projects	30	41	29	18	118
Amount (SR million)	3479.33	3124.63	2439.96	2793.24	11837.16
Amount (USD million)	927.82	833.23	650.66	744.86	3156.58
Asia					
No. of projects	18	41	28	11	98
Amount (SR million)	1334.28	3380.81	2380.94	826.12	7922.15
Amount (USD million)	355.81	901.55	634.92	220.30	2112.57
Other Regions					
No. of projects	5	-	3	2	10
Amount (SR million)	439.5	-	241.88	167.5	848.88
Amount (USD million)	117.20	-	64.50	44.67	226.37
Total					
No. of projects	53	82	60	31	226
Amount (SR million)	5253.11	6505.44	5062.78	3786.86	20608.19
Amount (USD million)	1400.83	1734.78	1350.07	1009.83	5495.52



4 |

Due to the importance of the Social Infrastructure Sector to improve life condition of individuals especially the poor, it represents a key element in poverty reduction strategies. This sector plays an integral role in their improving health and housing conditions. It contributes to increasing their income and social progress. Therefore, SFD has prioritized the social infrastructure sector, which consists of water and sewerage, education, health and housing and urban development sectors. SFD allocated SR. 20608.19 million, representing 30.49% of SFD's total cumulative contributions to finance 226 projects, of which 118 projects were in Africa with a total amount of SR. 11837.16 million, 98 in Asia with a total amount of SR. 7922.15 million, and 10 in Other Regions with a total amount of SR. 848.88 million.

The following is a brief summary of SFD's contributions in this sector:

First- Water and Sewerage Sector:

Water sector is one of the key sectors financed by SFD in order to provide potable water, irrigation and agriculture. SFD also supports this sector to improve the sewerage systems. This sector contributes to the reduction of problems in the developing countries, especially the outbreak of diseases and the increase of mortality rate due to lack of potable water or adequate sewerage systems. In this sense, SFD contributed SR. 5253.11 million to finance 53 projects in this sector, of which 30 projects were in Africa with an amount of SR. 3479.33 million, 18 in Asia with an amount of SR. 1334.28 million and 5 in Other Regions with an amount of SR. 439.50 million. The following table shows the geographical distribution of SFD's contributions to this sector:



SFD's Projects in Water and Sewerage Sector in Africa, Asia and Other Regions during 1975-2019

(SR. Million)

Continent	No. of Countries	No. of Projects	Amount	% of the SFD's Total Contributions
Africa	16	30	3479.33	5.15
Asia	11	18	1334.28	1.97
Other Regions	3	5	439.50	0.65
Total	30	53	5253.11	7.77

| 5

Second- Education Sector:

Given the importance of education in supporting development efforts in developing countries, in order to enable these countries to keep pace with knowledge progress and capacity building, SFD allocated the bulk of its contributions in the social infrastructure sector to finance the education sector projects. The Fund contributed SR. 6505.44 million to finance 82 projects aiming to develop various activities of this sector, such as the construction of schools, construction of colleges and universities, provision of equipment and materials and the development of curricula and teaching methods. SFD allocated SR. 3124.63 million to finance 41 projects in Africa, while it allocated SR. 3380.81 million to finance 41 projects in Asia. The following table shows the geographical distribution of SFD's contributions to this sector:

 **SFD's Projects in Education Sector in Africa and Asia during 1975-2019**

(SR. Million)

Continent	No. of Countries	No. of Projects	Amount	% of the SFD's Total Contributions
Africa	25	41	3124.63	4.62
Asia	16	41	3380.81	5.00
Total	41	82	6505.44	9.62

6 |

Third- Health Sector:

The health sector is one of the key sectors financed by SFD due to the role it undertakes to improve the health condition in the developing countries and to eradicate epidemics and diseases in those countries. In this regard, SFD supports the construction and equipping of hospitals, health centers and staff training. SFD financed 60 projects in this sector with a total amount of SR. 5062.78 million, of which 29 projects were in Africa with an amount of SR. 2439.96 million, 28 in Asia with an amount of SR. 2380.94 million and 3 in Other Regions with an amount of SR. 241.88 million. The following table shows the geographical distribution of SFD's contributions to this sector:


SFD's Projects in Health Sector in Africa, Asia and Other Regions during 1975-2019

(SR. Million)

Continent	No. of Countries	No. of Projects	Amount	% of the SFD's Total Contributions
Africa	19	29	2439.96	3.61
Asia	16	28	2380.94	3.52
Other Regions	2	3	241.88	0.36
Total	37	60	5062.78	7.49

| 7

Fourth- Housing and Urban Development Sector:

The provision of adequate housing is one of the necessary and urgent requirements of life within any community. Thus, adequate housing represents one of the most important pillars of the cultural advancement and social progress. Therefore, most governments in developing countries seek to provide adequate housing for low-income people, believing in the importance of such projects to raise the living standards of citizens and reduce the poverty rate. In this regard, SFD contributed a total of SR. 3786.86 million to finance 31 projects, of which 18 projects were in Africa with an amount of SR. 2793.24 million, 11 in Asia with an amount of SR. 826.12 million, 2 in Other Regions with an amount of SR. 167.5 million. The following table shows the geographical distribution of SFD's contributions to this sector:

SFD's Projects in Housing and Urban Development Sector in Africa, Asia and Other Regions during 1975-2019

(SR. Million)

Continent	No. of Countries	No. of Projects	Amount	% of the SFD's Total Contributions
Africa	9	18	2793.24	4.13
Asia	6	11	826.12	1.22
Other Regions	2	2	167.50	0.25
Total	17	31	3786.86	5.60

8 |




The Activity of SFD in the Social Infrastructure Sector by Countries in Africa during 1975-2019
(SR. Million)

Africa	Social Infrastructure							
	Water and Sewerage		Education		Health		Housing and Urban Development	
Country	No. of Projects	Amount	No. of Projects	Amount	No. of Projects	Amount	No. of Projects	Amount
Ethiopia	1	243.75	-	-	-	-	-	-
Uganda	-	-	1	45.00	1	56.25	-	-
Eswatini	-	-	-	-	1	37.50	-	-
Benin	-	-	1	43.00	1	40.00	-	-
Burundi	-	-	1	45.00	-	-	1	20.60
Chad	1	93.75	1	112.50	-	-	-	-
Tunisia	5	644.13	3	111.15	2	190.00	2	881.25
Tanzania	2	150.00	-	-	-	-	-	-
Gabon	-	-	2	99.76	-	-	-	-
Algeria	1	80.00	5	149.01	1	16.75	5	510.12
Gambia	-	-	1	37.50	-	-	-	-
Cape Verde	-	-	1	37.50	-	-	-	-
Djibouti	1	15.00	1	26.25	-	-	1	112.50

Africa	Social Infrastructure							
	Water and Sewerage		Education		Health		Housing and Urban Development	
Country	No. of Projects	Amount	No. of Projects	Amount	No. of Projects	Amount	No. of Projects	Amount
Zambia	-	-	1	75.00	1	375.00	-	-
Senegal	3	99.06	1	26.89	2	116.99	1	4.14
Sudan	1	450.00	1	4.23	-	-	-	-
Sierra Leone	-	-	1	45.00	1	4.33	-	-
Somalia	-	-	1	35.30	-	-	-	-
Ghana	-	-	1	11.39	3	203.67	-	-
Guinea	1	45.00	3	159.00	3	169.00	-	-
Cameroon	-	-	1	37.50	-	-	-	-
Cote d'Ivoire	1	56.00	1	37.50	1	85.20	-	-
Kenya	3	133.20	-	-	2	61.50	-	-
Egypt	2	525.00	3	1225.00	2	535.00	2	875.00
Morocco	3	485.00	4	440.00	-	-	2	75.00
Mauritania	2	309.00	1	112.50	-	-	-	-
Mozambique	-	-	1	45.00	1	33.75	-	-
Malawi	-	-	1	45.00	1	45.00	-	-

Africa	Social Infrastructure							
	Water and Sewerage		Education		Health		Housing and Urban Development	
Country	No. of Projects	Amount	No. of Projects	Amount	No. of Projects	Amount	No. of Projects	Amount
Mali	1	93.75	-	-	-	-	-	-
Mauritius	1	14.69	-	-	2	281.25	3	296.86
Niger	-	-	3	118.66	1	37.50	1	17.77
Burkina Faso	-	-	-	-	1	42.00	-	-
Rwanda	-	-	-	-	2	109.27	-	-
Lesotho	1	42.00	-	-	-	-	-	-



 **The Activity of SFD in the Social Infrastructure Sector by Countries in Asia during 1975-2019**

(SR. Million)

Asia	Social Infrastructure							
	Water and Sewerage		Education		Health		Housing and Urban Development	
Country	No. of Projects	Amount	No. of Projects	Amount	No. of Projects	Amount	No. of Projects	Amount
Azerbaijan	3	292.50	1	35.70	-	-	-	-
Jordan	2	192.57	3	301.68	2	295.00	-	-
Afghanistan	-	-	1	187.50	-	-	-	-
Indonesia	-	-	4	597.38	1	83.63	-	-
Uzbekistan	2	168.85	1	60.00	1	75.00	3	412.50
Bahrain	1	68.77	-	-	-	-	-	-
Bangladesh	-	-	-	-	2	195.00	-	-
Turkey	1	83.00	2	167.66	-	-	-	-
Turkmenistan	-	-	-	-	1	37.50	-	-
Oman	1	68.46	2	45.55	-	-	1	35.88
Syria	-	-	1	123.10	1	50.00	-	-
Sir Lanka	1	99.90	2	292.50	2	176.00	-	-

Asia	Social Infrastructure							
	Water and Sewerage		Education		Health		Housing and Urban Development	
Country	No. of Projects	Amount	No. of Projects	Amount	No. of Projects	Amount	No. of Projects	Amount
China	-	-	6	568.75	7	843.75	1	82.50
Tajikistan	-	-	4	281.25	3	66.38	-	-
Vietnam	-	-	2	76.13	2	94.00	-	-
Kyrgyzstan	1	112.50	1	112.50	1	112.50	-	-
Lebanon	2	74.00	5	170.83	2	176.78	2	41.44
Malaysia	-	-	3	117.56	1	15.90	3	178.80
Maldives	1	14.25	-	-	1	47.00	1	75.00
Yemen	3	159.48	3	242.71	1	112.50	-	-

 **The Activity of SFD in the Social Infrastructure Sector by Countries in Other Regions during 1975-2019**

(SR. Million)

other regions	Social Infrastructure							
	Water and Sewerage		Education		Health		Housing and Urban Development	
Country	No. of Projects	Amount	No. of Projects	Amount	No. of Projects	Amount	No. of Projects	Amount
Bosnia and Herzegovina	-	-	-	-	2	166.88	1	67.50
Cuba	3	382.50	-	-	1	75.00	1	100.00
Malta	1	41.00	-	-	-	-	-	-
Western Samoa	1	16.00	-	-	-	-	-	-