



The Saudi Fund For Development



رؤية
VISION 2030
المملكة العربية السعودية
KINGDOM OF SAUDI ARABIA

Annual Report
2016







The Custodian of the Two Holy Mosques
King Salman Bin Abdulaziz Al Saud



His Royal Highness Prince
Mohamed Bin Salman Bin Abdulaziz Al Saud
Deputy Crown Prince, Second Deputy
Premier and Minister of Defense



His Royal Highness Prince
Mohamed Bin Naif Bin Abdulaziz Al Saud
Crown Prince, Deputy Premier and Minister of Interior



The SFD seeks to reach various societies and communities in Africa to deliver its development aid



الصندوق السعودي للتنمية
The Saudi Fund For Development

Development Activities during the Year 2016	11
1. Signed Loan Agreements	12
2. Sectorial Distribution of Signed Loan Agreements	14
3. Projects Financed	15
4. Co-financing of Signed Loan Agreements	38

Chapter One



Table of Contents

Foreword	7
Saudi Fund for Development (SFD) in Brief	8



52
Project in Focus
Supporting Healthcare
in the Hashemite
Kingdom of Jordan

Saudi Export Program Activities	57
1. Export Financing Activities	58
2. Export Guarantee Service	64
3. Marketing Activities	71

Chapter Three

Development Activities during the period 1975 – 2016	41
• SFD Cumulative Contributions	42
• Geographical Distribution of Total Number and Amount of SFD Projects	43
• Sectorial Distribution of Total Number and Amount of SFD Projects	44
• Sectorial and Geographic Distribution of Total Number and Amount of SFD Projects	45
• Geographic Distribution of Total Number and Amount of Transportation and Communication Projects	46
• Geographic Distribution of Total Number and Amount of Social Infrastructure Projects	47
• Geographic Distribution of Total Number and Amount of Projects in Other Sectors	48
• Cumulative Co-financing	49
• Cumulative Disbursements	50
	51

Chapter Two



Appendix (1): Signed Loan Agreements during the period 1975 – 2016	76
Appendix (2): Contribution of the Kingdom of Saudi Arabia to Arab, Regional and International Development Institutions up to 31 /12/ 2016	93
Appendix (3): The Co-financing Institutions with the SFD during the Period 1975 – 2016	94

Appendices

Board of Directors



H.E. Mr. Ahmed bin Aqeel Al Khatib
Adviser at the General Secretariat of the Council of
Ministers - Chairman of the Board of Directors



H.E. Eng. Yousef bin Ibrahim Al-Bassam
Vice-Chairman and Managing Director



Mr. Faisal bin Abdulaziz Hashim
Deputy Minister of Foreign Affairs for Specialized
International Affairs - Member of the Board



Mr. Ayman bin Mohammed Alsayari
Deputy Governor for Investment at SAMA
Member of the Board



Dr. Mo'ayyad bin Issa Al-Qurtas
Member of the Board



Eng. Omar bin Ahmad Bahlioh
Member of the Board



Foreword

On my own behalf and on behalf of my colleagues in the SFD Board of Directors, it gives me great pleasure to introduce the annual report of the Saudi Fund for Development for the year 2016.

The Fund has continued, year after year and until the issuance of this report of 2016, usual, diverse and traditional support to perform its activities as it grants soft development loans to the developing countries and supports the Saudi national non - crude oil exports through its affiliated Saudi Exports Program. This annual report covers development projects and programs provided to different African and Asian countries and other different regions of the world. The projects and programs have varied and covered several sectors, including roads, health, water, education, energy, etc. There is no doubt that the geographical and sectorial diversity of projects and programs will be reflected positively to developmentally and economically meet the needs of those peoples.

By reviewing projects and programs of the Fund in the financial year 2016, we find that their amounts reached SR 4346 million for financing 31 development projects and program in 16 countries, including 22 development projects and program in the African countries, 7 development projects and programs in Asian countries as well as 2 projects in the Republic of Bosnia and Herzegovina and the Republic of Cuba. In this financial year, the Fund also contributed to achieving and progressing the national exports by approving 16 national non - crude oil export transactions in an amount of SR 5640 million and issuing, since the start of its activities in 2003 and so far, 63 guarantee documents for national exports with a total amount of SR 25913 million.

Finally, the Fund assures the continuation of its activities, approaches and goals in order to achieve the meanings of humanity, goodness and well-being for all peoples and nations of the poor and developing countries, along with well-being and progress of the Saudi People, under the guidance and support of the government of the Custodian of the Two Holy Mosques, His Highness the Crown Prince and His Highness the Deputy Crown Prince.

May Allah grant us all success.



Ahmed bin Aqeel Al Khatib
Chairman of the Board of Directors
of Saudi Fund for Development



SFD in Brief



Foundation:

The Saudi Fund for Development was founded by virtue of Royal Decree No. M/48, issued on 01/09/1974, and it commenced the operations on 01/03/1975.



Objectives:

As defined in its charter, the Fund's main objectives are to participate in financing development projects in the developing countries by granting them the necessary loans, technical aids necessary for financing studies and institutional support and financing and guaranteeing the national non-crude oil exports.



Management and Organization:

The Fund is a general institution and legal entity of an independent financial status. It is managed by a six member Board of Directors. The Fund's Vice Chairman, the Managing Director, assumes the executive authority and he is responsible for the implementation of the Board's decisions.



Capital:

The Fund has commenced its activities with a capital of ten thousand million Saudi Riyals provided by the Saudi government. This capital had then been increased in three phases to reach thirty one thousand million Saudi Riyals.



Scope of Activities:

First: Financing of Development Projects

The Fund contributes to these projects by providing soft loans. Its activity is not geographically restricted, and it also deals directly with the governments of the developing countries in order to participate in financing priority development projects. The Fund provides financing priority to the least developed and low-income countries.

Second: Export Credit and Insurance

The fund's mission through the Saudi Export Program is to provide financing and guaranteeing national non- crude oil export.

Statutory Framework:

The Fund's charter includes the basic regulations for providing development loans and financing and guaranteeing national exports.

First: Development Loans for Financing Development Projects

The Following conditions have to be met to obtain the SFD's loan:

- The project to be financed in the recipient country should be proved economically or socially feasible.
- The funding of the entire project for which the loan is provided should be available.
- The loan should be disbursed and repaid in Saudi Riyal.
- The loan amount granted to any project should not exceed to 5% of the Fund's capital.
- The total amount of the loans granted at one time to any country should not exceed to 10% of the Fund's capital.

Second: Export Credit and Insurance

For financing and insuring exports, the Fund takes into consideration the following conditions:

- The eligible national commodities and services as well as the added value should be as follows:
 - They can be subsumed under the industrially processed products, including the downstream petroleum sector products, industrial and agricultural goods, and the exported services and turnkey projects.
 - The local added value to the commodities and services to be exported should be equivalent to but not less than 25%.
- Coverage Percentage and Finance Terms:
 - The Fund's financing percentage may reach up to 100% of the export transaction value according to the kind of exports, nature of transaction and the commercial and political risks involved.
 - The financing terms vary from one to twelve years.
 - The coverage percentage of the exports guarantee and insurance service is 90% of the total unpaid value of the exports.
- The Accepted Currency: The Saudi Riyal or US Dollar is approved as the official currency in all Program's transactions.
- The Required Guarantees for Loan Finance:

The Program fulfils the needed guarantees to secure the Fund's rights based on the nature of transaction, its risks and the legal entity of its involved parties.









CHAPTER ONE

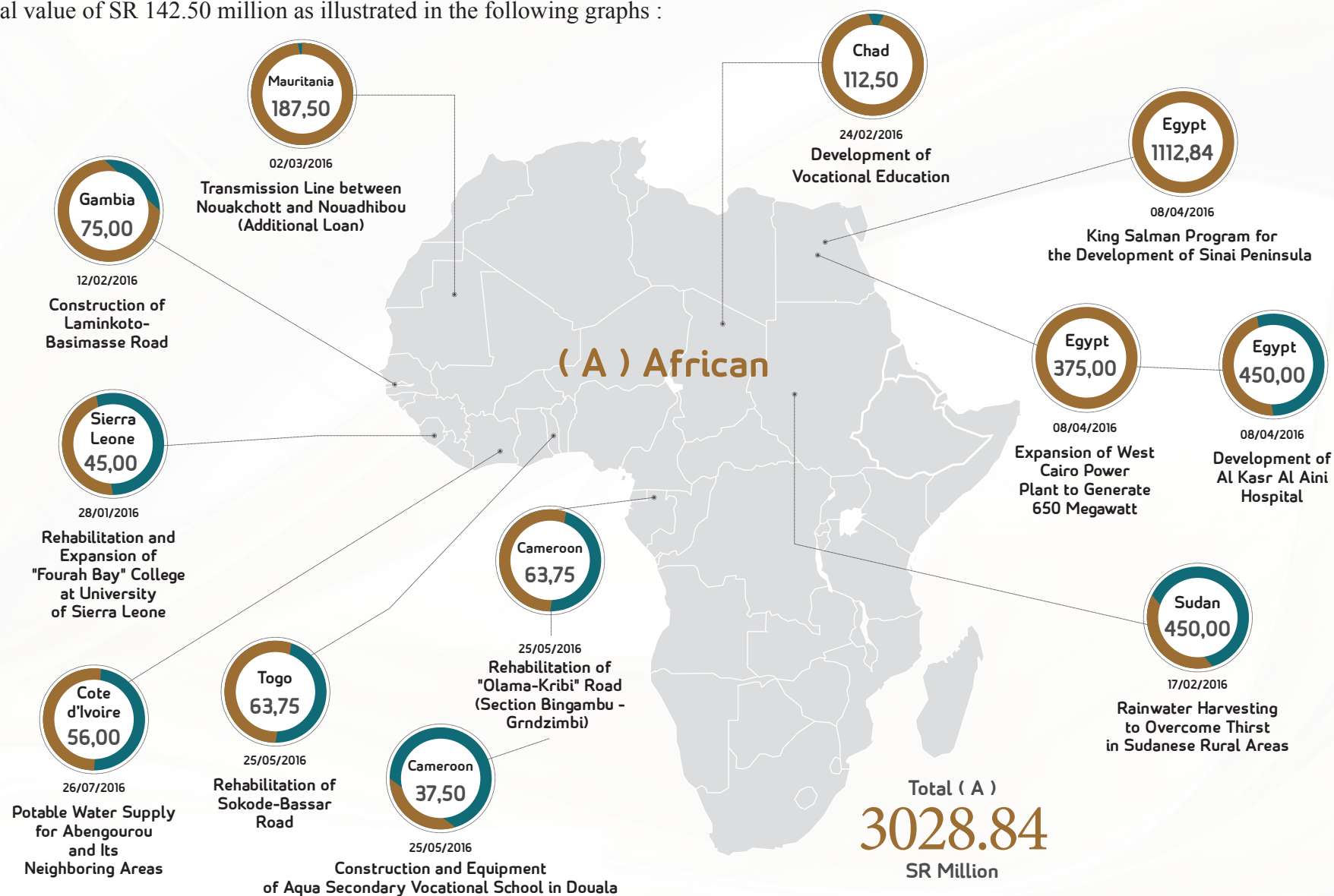



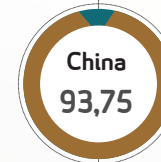
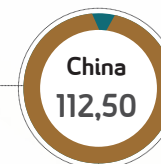

Development Activities during the Year 2016



I. Signed Loan Agreements

In pursuit to achieve the development objectives of the Saudi Fund for Development - represented in its participation in financing development projects in developing countries and in support of the march of international development, the Fund has signed 33 loan agreements in 2016 with 16 developing countries at a total value of SR 4346.34 million to contribute to finance 31 development projects and programs; 22 projects and programs in Africa at a total value of SR 3028.84 million, 7 projects and programs in Asia at a total value of SR 1175.00 million. This is in addition to funding two projects and programs in Other Regions of the world at a total value of SR 142.50 million as illustrated in the following graphs :







Total (B)
1175.00
SR Million

Total (A + B + C)
4346.34
SR Million

Total (C)
142.50
SR Million

(C) Other Areas




2. Sectorial Distribution of Signed Loan Agreements

During 2016, the Fund focused, in its support for projects, on a number of sectors, including social infrastructure, transportation and communication, agriculture, energy and other sectors. The largest share of financing was allocated to the social infrastructure sector as 14 projects were funded with a total amount of SR 1758.44 million, representing 40.46% of the total contribution provided for this year, including 6 projects in education, 3 projects in water supply and sewerage, 3 projects in the housing and urban development and 2 projects in health. Transportation and communication sector was at second place, where the Fund contributed an amount of SR 1389.55 million, representing 31.97% of the total contributions for financing 11 projects, including additional loan. These 11 projects include 10 projects in the roads sector and 1 project in the airports sector. Similarly, for financing 3 projects, the agriculture sector received SR 407.10 million, representing 9.37% of the total contribution. The Fund contributed to Other Sectors by financing 3 projects with an amount of SR 228.75 million, representing 5.26% of the total contribution. In addition, the energy sector received SR 562.50 million, representing 12.94% of the total contribution to finance 2 projects, one of which is an additional loan as illustrated in the following table:

Table No. (1-1)		SR Million	
Sector	No. of Projects	Amount	% of the Total
A. Transportation and Communication	11	1389.55	31.97
1- Transportation			
Roads	10	1014.55	23.34
Railways	-	-	-
Seaports	-	-	-
Airports	1	375.00	8.63
2- Communication	-	-	-
B. Agriculture	3	407.10	9.37
C. Energy	2	562.50	12.94
D. Social Infrastructure	14	1758.44	40.46
1- Water and Sewer Systems	3	626.00	14.40
2- Education	6	307.50	7.08
3- Health	2	562.50	12.94
4- Housing and Urban Development	3	262.44	6.04
E. Industry and Mining	-	-	-
F. Other Sectors	3	228.75	5.26
Total	33	4346.34	100.00





The SFD signed Loan Agreement with Republic of Senegal

3. Projects Financed

The Fund's contributions has begun to finance development projects in the Republic of China since 2003 as the Fund has financed 16 development projects and program in several development sectors, including education, health and roads. In addition, the Fund has supported the reconstruction projects of areas affected by earthquakes, volcanoes and floods. Moreover, it has supported environmental protection and sustainable development projects with a total amount of about SR 1637.50 million.

• Project Description and Objectives:

This project mainly aims to preserve the environment of Susong Lake in Anhui province through implementing some constructions consisting of: Cultivating plants in humid areas and planting a belt of forest of 40 km long with a total area of 300 hectares in order to restore and protect living organisms in the lake. The project also includes construction of a road to monitor 20 km around the lake, 2 towers to watch the birds, 8 berths, 2 education centers, 5 stations to monitor water with an area of 300 square meters in Chancheng, Fanchang, Zooba, Xi'an Luyang and Yingjiang. It also include construction of a bridge over Huaining Lake to link Chancheng city with Fanchang city and provision of equipment, including boats and vehicles for monitoring purposes. The loan also covers advisory services and project supervision.

China

Project Name : Environmental Protection and Sustainable Development of Wetlands around Hwange Lake in Susong District, Anhui Province

Total Costs	SR 315.90 million
SFD Contribution	SR 112.50 million
Date Agreement Signed	19/01/2016
Project Estimated Completion Date	End of 2018
Executing Agency	Forestry Unit of Susong District in Anhui Province





China

Project Name :
Environmental Development of the Inhabited Areas at
Hui People, Jintai District, Shaanxi Province

Total Costs

SR 195.00 million

SFD Contribution

SR 93.75 million

Date Agreement Signed

19/01/2016

Project Estimated Completion Date

End of 2018

Executing Agency

The local government of the Province of
Jintai in Baoji City of Shaanxi Province

• Project Description and Objectives:

Through rehabilitation and construction of a number of buildings and infrastructure, the Fund seeks to improve the living conditions of Baoji City, Jintai District, Shaanxi Province. This can be achieved through construction of Debao Road with a length of 6.2 km and width of 7.5 to 25 m, including sewer system, lighting and landscape. It can also be attained through construction of a secondary school accommodating 2,500 students as well as construction of two buildings for student housing, dining lounge, parking and stadium. The Fund also financed rehabilitation of the social activity center, including construction of a square having landscape and new entrance, parking and rehabilitation of 2 mosques.





• Project Description and Objectives:

This project mainly aims to support and provide health services to Lushan District, through construction of two hospitals in Mingshan District and Tian Shan District. The project consist of construction of People's Hospital located in Mingshan District as well as provision of necessary equipment and supplies. The sections also include building a comprehensive outpatient facility with an area of 23,852 m² and constructing an admission facility with an area of 18,500 m². In addition, the sections include construction of Tian Shan People's Hospital through building Emergency Department and Service Facility with an area of about 16,000 m² and construction of Wastewater Treatment Plant, Sterilization and Supply Center, Medical Gas System Center and Outpatient Facility with an estimated area of 22,800 m².

China

Project Name :
Reconstruction of Earthquake Affected Areas in
Lushan District, Sichuan Province,

Total Costs	SR 246.00 million
SFD Contribution	SR 112.50 million
Date Agreement Signed	30/08/2016
Project Estimated Completion Date	End of 2019
Executing Agency	Financial Department in Sichuan Province - People's Hospital of Mingshan District in Ya'an City - People's Hospital of Tian Shan District





China

Project Name :
Construction of a Number of Vocational College
Buildings in Jiujiang City, Jiangxi Province

Total Costs

SR 270.45 million

SFD Contribution

SR 112.50 million

Date Agreement Signed

30/08/2016

Project Estimated Completion Date

End of 2022

Executing Agency

Jiangxi Vocational College
of Finance and Economics

• Project Description and Objectives:

This project mainly aims to support economic and social development and develop educational level, in Jiujiang city, Jiangxi province, through constructing infrastructure of the campus of Jiangxi Vocational College. The project consist of construction of 8 teaching buildings with a total area of 40,120 m², a library building with an area of approximately 40,300 m² and 4 buildings for student housing with a total area of 42,096 m². The project also includes providing and installing equipment and supplies, providing engineering services, reviewing designs and supervising the project execution.



Sierra Leone government spends approximately 2.8% of GDP on the education sector. Proportion of the public spending on education is 15.1% of total government expenditure.

The Fund has financed 5 development projects and programs in Sierra Leone, including additional loan. These projects covered education, health, energy and roads sectors with a total amount of SR 123.83 million.

• Project Description and Objectives:

The project mainly aims to develop higher education in the Republic of Sierra Leone through improving the infrastructure of Fourah Bay College; expanding and rehabilitating the existing dilapidated facilities; establishing an enabling environment of education; rehabilitating teaching buildings and halls, administration buildings and student activities halls with an area of 48,000 m²; building an Architecture College, lecture halls and the faculty and administration building. The Fund also finance rehabilitation of a road network within the campus and supply of a solar electricity network within the university. The Fund's loan also includes supply and installation of equipment for laboratories and lecture halls and equipment needed for the administration and housing building.

Sierra Leone

Project Name :
Rehabilitation and Expansion of ((Fourah Bay))
College at University of Sierra Leone

Total Costs

SR 137.44 million

SFD Contribution

SR 45.00 million

Date Agreement Signed

28/01/2016

Project Estimated Completion Date

End of 2017

Executing Agency

Fourah Bay College - University
of Sierra Leone - Freetown





“The Republic of the Gambia suffers from a lack of paved roads as the unpaved roads represent 81% of the total roads. Therefore, the Fund contributed in financing 4 development projects to support and develop the roads sector in Gambia with a total amount of SR 171.16 million, representing approximately 57% of the total contributions provided to Gambia.”

Gambia

Project Name :
Construction of Laminkoto-
Basimasse Road

Total Costs	SR 324.75 million
SFD Contribution	SR 75.00 million
Date Agreement Signed	12/02/2016
Project Estimated Completion Date	End of 2019
Executing Agency	Minister of Transport, Works and Infrastructure

• Project Description and Objectives:

The project mainly aims to develop transportation and communication sector in the Republic of Gambia, by paving a road with a length of 122 km and a width of 7 meters with a paved shoulder of a length of 1.5 meters on each side. The project includes preparatory works, site preparation, works necessary for building body of the road, drainage facilities, safety supplies, lighting and traffic, and environmental protection works. The loan also includes providing advisory services, preparing tender files and design files and supervising the project execution.





• Project Description and Objectives:

The project mainly aims to develop rural areas in Sudan and providing safe drinking water for the population to achieve water and food security. This project will increase the average share of water per capita from 18 to 35 liters per day. This is achieved by drilling wells to a depth of 400 meters with a production capacity ranging from 100 to 300 m³ per day for each well, and installing mechanical pumps to lift water to the upper reservoirs with installing drinking water pipelines. The project also includes construction of 3 small dams in Darfur, Red Sea and the River Nile States and 180 collection reservoirs with capacities ranging from 50.000 to 200.000 m³, as well as water treatment plants in high-density population and animal areas as the project will provide about 18 million m³ of water annually. The loan also includes construction of 19 water purification units, including sedimentation basin, pure water reservoir and pumping unit up to 200 m³ per day.

Sudan

Project Name :
Rainwater Harvesting to Overcome
Thirst in Sudanese Rural Areas

Total Costs	SR 450.00 million
SFD Contribution	SR 450.00 million
Date Agreement Signed	17/02/2016
Project Estimated Completion Date	End of 2018
Executing Agency	Dam Execution Unit - Ministry of Water Resources, Irrigation and Electricity





The Government of the Republic of Chad seeks to develop the education sector. The proportion of expenditure on education sector is 2.3% of GDP while the public spending on education is 12.5% of the total government expenditure. However, the proportion of higher education is only 2%.

The Fund has financed 4 development projects and programs in Chad. These projects covered education and road sectors as well as support the economic development programs with a total amount of SR 263.25 million.

Chad

Project Name :
Development of Vocational Education

Total Costs	SR 231.00 million
SFD Contribution	SR 112.50 million
Date Agreement Signed	24/02/2016
Project Estimated Completion Date	End of 2018
Executing Agency	The Ministry of National Education and Vocational Training

• Project Description and Objectives:

This project mainly aims to contribute in reactivating the vocational education, rehabilitating young people to enter the labor market and reducing unemployment in the Republic of Chad. This can be achieved by providing new infrastructure and upgrading educational institutions of vocational education sector. This project includes constructing and rehabilitating 18 middle and secondary vocational and technical schools, providing school supplies and equipment and raising the level of education. The project also includes providing institutional support to project execution unit and advisory services, including review of detailed studies of the project, preparation of tender documents and supervision of the project execution.





“ The total road lengths in Pakistan are about 262,256 km, 189,218 km of which are paved roads and 73,038 km are unpaved roads. The Fund has contributed to financing 3 development projects in roads sector with a total amount of SR 265.60 million, representing 10.2% of the total loans provided to Pakistan. ”

• Project Description and Objectives:

This project mainly aims to develop transportation and communication sector in the Islamic Republic of Pakistan, and contributes to overcome the problem of traffic crashes resulting from mountain landslides and reduce transportation costs through constructing 2 tunnels with a length of 4.3 KM to bypass the area affected by the landslides. It also includes construction of a road with two lanes with a length of 198 km to secure permanent and continuous safer traffic of higher capacity. It is expected that the project will contribute to increasing the capacity of the Chella Bandi - Patika Road, alleviate poverty and improve living and tourist conditions of the residents. The project also includes the construction of a road with a length of 109.2 km and a width of 6.1 meters, with a shoulder with a width of one meter on each side. It includes the construction of another two lane road with a length of 88.8 km from Muzaffarabad to Athmuqam. The project also includes construction of 2 tunnels with a length of 4.3 km and a bridge with a length of 150 m having an entrance to the two tunnels with a length of 200 m, in addition to provision of design related advisory services and supervision of the project execution.

Pakistan

Project Name :
Chella Bandi - Patika Road

Total Costs	SR 768.75 million
SFD Contribution	SR 206.25 million
Date Agreement Signed	10/03/2016
Project Estimated Completion Date	End of 2019
Executing Agency	National Roads Authority - Ministry of Communications





Egypt

Project Name :
King Salman Program for the Development of Sinai
Peninsula

SFD Contribution

SR 1112.84 million

Date Agreement Signed

08/04/2016

Project Estimated Completion Date

End of 2019

Executing Agency

Ministry of International
Cooperation

• Project Description and Objectives:

King Salman Program mainly aims to develop and upgrade the Sinai Peninsula in Arab Republic of Egypt, by financing a number of development projects and programs in several sectors, including roads, agriculture, education and housing and urban development. In the framework of this program the Fund has financed projects in the roads sector, as well as agriculture sector, which includes reclaiming and cultivating a number of agricultural zones, providing water necessary for irrigation, reclaiming farmlands and constructing a water treatment plant. The program also includes financing two projects in the education sector, and two other projects in the housing and urban development sector.





“ The Egyptian government spending on healthcare is estimated at 6.4% of GDP, and the healthcare expenditure per capita is estimated at US\$ 151 per year. ”

The Fund has financed two development projects in the health sector in Egypt with a total amount of SR 535 million.

• Project Description and Objectives:

This project seeks to develop the infrastructure of Kasr Al Aini Hospital to improve the educational and training level as well as provide health care services and community service. The project provides a vision for institutional development in the health sector by changing the pattern of the hospital from a general one to a specialized one. For this purpose, the hospital is divided into specialized departments. This will help serving a large number of patients at a lower cost and improving the educational and training service provided to students and medical staff by offering specialized health programs. The existing capacity of the hospital is 3,200 beds. The hospital development will increase its capacity by about 300%. The project includes the renovation, rehabilitation and fully furnishing of 9 buildings, including patient admission rooms, intensive care rooms and lecture halls.

Egypt

Project Name :

Development of Al Kasr Al Aini Hospital

Total Costs

SR 750.00 million

SFD Contribution

SR 450.00 million

Date Agreement Signed

08/04/2016

Project Estimated Completion Date

The beginning of 2020

Executing Agency

Ministry of Higher Education - Cairo
University - Kasr Al-Aini Faculty of
Medicine





Egypt

Project Name :
Expansion of West Cairo Power
Plant to Generate 650 Megawatt

Total Costs

SR 2925.00 million

SFD Contribution

SR 375.00 million

Date Agreement Signed

08/04/2016

Project Estimated Completion Date

End of 2019

Executing Agency

Cairo Electricity Production
Company

• Project Description and Objectives:

This project mainly aims to develop the energy sector in Egypt and contributes in meeting the growing demand on energy by increasing the capacity of power generation in the Greater Cairo and through adding steam generation unit with a capacity of 650 megawatts in West Cairo Power Station that is run by natural gas as a main fuel. The project also includes the provision of water treatment and pump unit, steam turbine unit, generator, condenser and their accessories as well as electrical transformers. The project also includes the construction of reservoirs for heavy fuel oil, light gas oil, water treatment and pollution control. The project also includes the construction of foundations of facilities and buildings, roads and control devices and the provision of advisory services necessary for executing the project.



“ The Fund has contributed to financing 5 development projects and programs in Bosnia and Herzegovina. These projects covered housing and urban development, roads, health sectors as well as financing reconstruction and infrastructure development programs with a total amount of SR 390 million. ”

• Project Description and Objectives:

This project mainly aims to develop and rehabilitate infrastructure of Gorazde city in Bosnia and Herzegovina in order to support economic and social development. This project comes within the government’s program for developing the infrastructure in the country. The project sections include the rehabilitation of the secondary drinking water network with a length of 15 km and different diameters, rural roads with a length of 12.5 km and a width of 5 meters and the construction of a bridge between the Vitkovice and Gorazde with a length of 166.7 meters with a width of 3 meters in each direction, as well as the pedestrian walkway with a width of 1.5 meters. The project also includes the provision of advisory services to supervise the project execution.

Bosnia and Herzegovina

Project Name :

Development of infrastructure in Gorazde

Total Costs	SR 45.00 million
SFD Contribution	SR 22.50 million
Date Agreement Signed	10/05/2016
Project Estimated Completion Date	End of 2017
Executing Agency	Gorazde Municipality





Uzbekistan

Project Name :
Construction of Modern Rural Houses in
Karakalpakstan Region

Total Costs SR 163.69 million

SFD Contribution SR 112.50 million

Date Agreement Signed 12/05/2016

Project Estimated Completion Date End of 2016

Executing Agency Commercial Bank QQP and
Engineering Company: QQI

The population of the Republic of Uzbekistan is 30 million people, of whom 64% lives in rural areas.

The Fund has financed 7 development projects in Uzbekistan. These projects covered housing, and urban development, education, health, water, and sanitation and road sectors with a total amount of SR 587.50 million.

• Project Description and Objectives:

Project of construction of Modern Rural Houses in Karakalpakstan Region in Uzbekistan mainly aims to put 668 houses in the possession of citizens in 12 rural districts of Karakalpakstan Region as well as provides land spaces attached to houses for cultivating of some crops to provide appropriate income to families. The project sections consist of the construction of 668 housing units and 14 social and marketing facilities, including local service stations, 3 bakeries, 2 shopping centers, sport centers and health units. The project also covers the provision of internal and external water, gas and power networks and multiple road networks. The project also includes the provision of advisory services, technical studies, designs, preparation of tender documents, analysis of bids and supervision of the execution.





The Republic of Togo suffers from lack of paved roads, affecting the economic and social development as unpaved roads represent 79% of the total roads.

The rehabilitation of Sokode- Bassar Road is the third project financed by the Fund in Togo. The Fund financed the roads sector with SR. 133.75 million, representing 75% of total loans provided to Togo.

• Project Description and Objectives:

Project of Rehabilitation of Sokode - Bassar Road mainly aims to support economic and social development in the northern region of the country, facilitate the transport of goods and passengers and raise the level of road services to ensure safety, reduce transport costs and time of people and goods. The project will also contribute to promoting intra-regional trade with neighboring countries, and linking the Republic of Togo with the Republics of Benin and Ghana, where the total length of the roads is 69 km. The project includes rehabilitation of the existing roads with a length of 51.4 km, road works and other subways, drainage facilities and land acquisition and institutional support of the project execution unit. The project also includes the provision of advisory services, preparation and review of designs and supervision of the project execution.

Togo

Project Name :
Rehabilitation of Sokode-Bassar Road

Total Costs	SR 266.10 million
SFD Contribution	SR 63.75 million
Date Agreement Signed	25/05/2016
Project Estimated Completion Date	September 2019
Executing Agency	Directorate General of Public Works - Ministry of Infrastructure and Transport





Cameroon

Project Name :
Rehabilitation of "Olama-Kribi" Road
(Section Bingambu- Grndzimbi)

Total Costs

SR 313.13 million

SFD Contribution

SR 63.75 million

Date Agreement Signed

25/05/2016

Project Estimated Completion Date

End of 2019

Executing Agency

Ministry of Public Works

• Project Description and Objectives:

This project mainly aims to develop the transportation and communication sectors in the Republic of Cameroon, by improving the inhabitants of the road infrastructure network. This will lead to relieve the isolation of the regions through which the road passes, including Lammivo and Econo - Naonq and Soo, in addition to the marine area. The project contributes and facilitating the transport of goods directly from and to Kribi port. The project will also contributes to linking the Capital, "Younde" with Kribi port on the Atlantic Ocean and facilitating the transport of exports and imports from and to the Central African States. The project includes the construction of asphalt road linking Olama city and Kribi with a length of 204 km and a width of 7 meters as well as side shoulders with a width of 1.5 meters. The project also includes the construction of seven bridges over several rivers banks with a total length of up to 149.60 meters, along with the preparatory works of the project, the provision of advisory services and the supervision of project execution.



“

The Republic of Cameroon spends 3% of GDP on the education sector while the public spending on education is 15.20% of the total government expenditure. The enrolment to higher education is estimated at 12% of the total number of students.

”

• Project Description and Objectives:

This project mainly aims to improve secondary vocational education, cover its deficit, contributes to the economic and social development and increase the employment opportunities with the construction of six secondary schools across five provinces to meet the urgent needs of productive enterprises in the Republic of Cameroon with technicians and specialists. The project sections consist of furnishing Aqua Secondary School located in Douala city, to accommodate approximately 2,600 students, construction of 84 model classrooms, 11 specialized rooms, 11 workshops and a laboratory, in addition to the establishment of public facilities such as the showrooms, sport halls, restaurant, accommodation for students and administrative buildings and provision the necessary supplies. The project also includes the provision of advisory services, review of designs, preparation of tender documents and supervision of the project execution.

Cameroon

Project Name :
Construction and Equipment of Aqua Secondary
Vocational School in Douala

Total Costs	SR 37.50 million
SFD Contribution	SR 37.50 million
Date Agreement Signed	25/05/2016
Project Estimated Completion Date	End of 2018
Executing Agency	Ministry of Secondary Education





“

The Fund contributions exceeded the boundaries of African and Asian countries, where the Fund has financed 4 development projects in the Republic of Cuba, covering water and sanitation and health sectors with a total amount of SR. 457.50 million.

”

Cuba

Project Name :
Rehabilitation of Water Supply and Sanitation Systems
of Cardenas City

Total Costs

SR 412.50 million

SFD Contribution

SR 120.00 million

Date Agreement Signed

21/07/2016

Project Estimated Completion Date

End of 2020

Executing Agency

National Institute of water

• Project Description and Objectives:

This project mainly aims to support economic and social development to upgrade the health level of the inhabitants of Cardenas, located in northeastern of Cuba, through the rehabilitation of water and sanitation system for about 130 thousand people until 2050. The project sections consist of the extension of main pipeline with a length of 12 km rehabilitation and extension of water network with a length of 265 km, rehabilitation of 12 water drainage canals, construction of 2.5 km of collection points and 9 pumping stations. The project includes the provision of equipment, machinery and raw materials necessary to manufacture pipe and the provision of computers, laboratories and hydraulic devices. In addition, the project covers the provision of engineering services, the preparation of designs and the supervision of the project execution.





“ The Republic of Cote d'Ivoire suffers from a severe lack of sanitation facilities, affecting the overall health of the population. The proportion of those who have an access to sanitation facilities is 22.5% of the total population whose number is more than 20 million people. The Fund has contributed to financing 5 development projects in Cote d'Ivoire. Those projects covers water and sanitation, roads and education sectors, with a total amount of SR. 251 million ”

• Project Description and Objectives:

This project mainly aims to provide Abengourou city and neighboring rural areas with safe drinking water from Komoe River. This project is a part of the government program aiming to support economic and social development in the eastern area of the Republic of Cote d'Ivoire. The project will improve the living conditions of the inhabitants of Abengourou, Aboisso and neighboring regions by ensuring their access to drinking water until 2035. The project sections consist of water supply, including the construction and equipment of a pumping station producing 11,000 m³ per day from Komoe River and extension of pipes. The project also includes the production of portable water by building and equipping water purification plant with a capacity of 11,000 m³ per day, constructing a 1,000 m³ reservoir, electrical power plant, emergency generators and staff houses and establishing and equipping a water tower with a capacity of 600 m³ and another one with a capacity of 2,000 m³ to serve both cities and surrounding local communities. The project also includes the supply of water to consumers, rehabilitation of roads connecting the pumping station, water treatment plant and water towers, the provision of engineering services and the supervision of the project execution.

Cote d'Ivoire

Project Name :
Potable Water Supply for Abengourou and Its
Neighboring Nreas

Total Costs

SR 120.00 million

SFD Contribution

SR 56.00 million

Date Agreement Signed

26/07/2016

Project Estimated Completion Date

September 2017

Executing Agency

National Office of Potable Water
- Ministry of Infrastructure and
Economy





Bangladesh

Project Name :
Flyovers (Additional Loan)

<u>Total Costs</u>	<u>SR 607.27 million</u>
<u>SFD Contribution</u>	<u>SR 50.00 million</u>
<u>Date Agreement Signed</u>	<u>04/08/2016</u>
<u>Project Estimated Completion Date</u>	<u>End of 2018</u>
<u>Executing Agency</u>	Local Government Engineering Department - Ministry of Local Government, Rural Development and Cooperatives

• Project Description and Objectives:

This project mainly aims to support the infrastructure and improve traffic in the capital, Dhaka, by constructing flyovers at the Moghbazar and Mouchak intersections, in addition to the linking works between different levels of the flyovers and ramps. The length of these flyovers is about 8.7 km, where they pass over 2 railways and 8 intersections. The project sections consist of the construction of a flyover over the Moghbazar intersection with a length of 2.225 meters, which consists of 4 lanes and 2 sidewalks and a flyover over Mouchak intersection, which consists of 2 levels and 2 sidewalks with a total length of 3.157 meters. The project also includes the construction of 15 different level ramps with a length of 1,000 meters.





“ The Fund has financed 12 development projects and programmes in the Republic of Maldives, including an additional loan. The projects covered transport (airports and seaports), water and sanitation and housing and urban development sectors, with a total amount of SR. 1014.96 million. ”

• Project Description and Objectives:

This project mainly aims to develop Ibrahim Nasir International Airport to accommodate the increase in number of passengers that reaches 7 million annually, and provide air freight service to import and export goods and commodities and develop tourism and trade sectors. The project sections consist of the construction of passenger terminal, establishment of new roads, rehabilitation of existing roads, construction of a fence to protect the borders of the island and marine aviation terminal and execution of runways and shipping complex, fuel station and fire-fighting station. The project also includes the provision of advisory and engineering services to review designs and supervision of the project execution.

Maldives

Project Name :
Development of Ibrahim Nasir
International Airport

Total Costs	SR 3600.00 million
SFD Contribution	SR 375.00 million
Date Agreement Signed	26/09/2016
Project Estimated Completion Date	End of 2019
Executing Agency	Maldives Airports Company Limited





Signing a development assistance agreement between the SFD and the United Nations World Food Programme (UNWFP)

4. Co-financing of Signed Loan Agreements

During 2016, the SFD co-financed 10 development projects and programs in ten developing countries in collaboration with a number of financiers. The total contribution of the SFD to the financing of these projects was SR 1234.75 million. The following table illustrates the details of these transactions:

Table No. (1-2)		SR Million		
A. Africa	Project Name	Total Cost	SFD Contribution	Co-financer & their Contributions
Sierra Leone	Rehabilitation and Expansion of "Fourah Bay" College at University of Sierra Leone	137.44	45.00	Arab Bank for Economic Development in Africa: USD 8.00 million OPEC Fund for International Development: USD 13.00 million
Gambia	Construction of Laminkoto- Basimasse Road	324.75	75.00	OPEC Fund for International Development: USD 15.00 million Arab Bank for Economic Development in Africa: USD 10.00 million Kuwaiti Fund for Arab Economic Development: KWD 6.00 million Abu Dhabi Fund for Development: USD 10.00 million Government of Gambia: USD 11.20 million
Mauritania	Transmission Line between Nouakchott and Nouadhibou (Additional Loan)	720.00	187.50	Saudi Exports Program / Saudi Fund for Development: USD 75.00 million. Arab Fund for Economic & Social Development: KWD 33.00 million
Togo	Rehabilitation of Sokode-Bassar Road	266.10	63.75	Arab Bank for Economic Development in Africa: USD 10.00 million Kuwaiti Fund for Arab Economic Development: USD 17.00 million OPEC Fund for International Development: USD 12.00 million Abu Dhabi Fund for Development: USD 10.00 million
Cameroon	Rehabilitation of "Olama-Kribi" Road (Section Bingambu- Grndzimbi)	313.13	63.75	Arab Bank for Economic Development in Africa: USD 12.00 million OPEC Fund for International Development: USD 14.00 million Kuwaiti Fund for Arab Economic Development: USD 17.00 million Abu Dhabi Fund for Development: USD 15.00 million
Cote d'Ivoire	Potable Water Supply for Abengourou and Its Neighboring Areas	120.00	56.00	Arab Bank for Economic Development in Africa: USD 12.00 million
Total for Africa		1881.42	491.00	



Table No. (1-2) Contd.

SR Million

B. Asia	Project Name	Total Cost	SFD Contribution	Co-financer & their Contributions
Pakistan	Chella Bandi - Patika Road	768.75	206.25	Asia Development Bank: USD 30.00 million Government of Pakistan: USD 120.00 million
Uzbekistan	Construction of Modern Rural Houses in Karakalpakstan Region	163.69	112.50	Government of Uzbekistan: USD 13.65 million
Bangladesh	Flyovers (Additional Loan)	607.27	50.00	OPEC Fund for International Development: USD 34.00 million
Maldives	Development of Ibrahim Nasir International Airport	3600.00	375.00	The Export-Import Bank of China: USD 373.38 million Kuwaiti Fund for Arab Economic Development: KWD 15.00 million OPEC Fund for International Development: USD 50.00 million Abu Dhabi Fund for Development: USD 40.00 million
Total for Asia		5139.71	743.75	



SFD Contribution

1234,75

(SR Million)



Total Cost

7021,13


(SR Million)







CHAPTER TWO

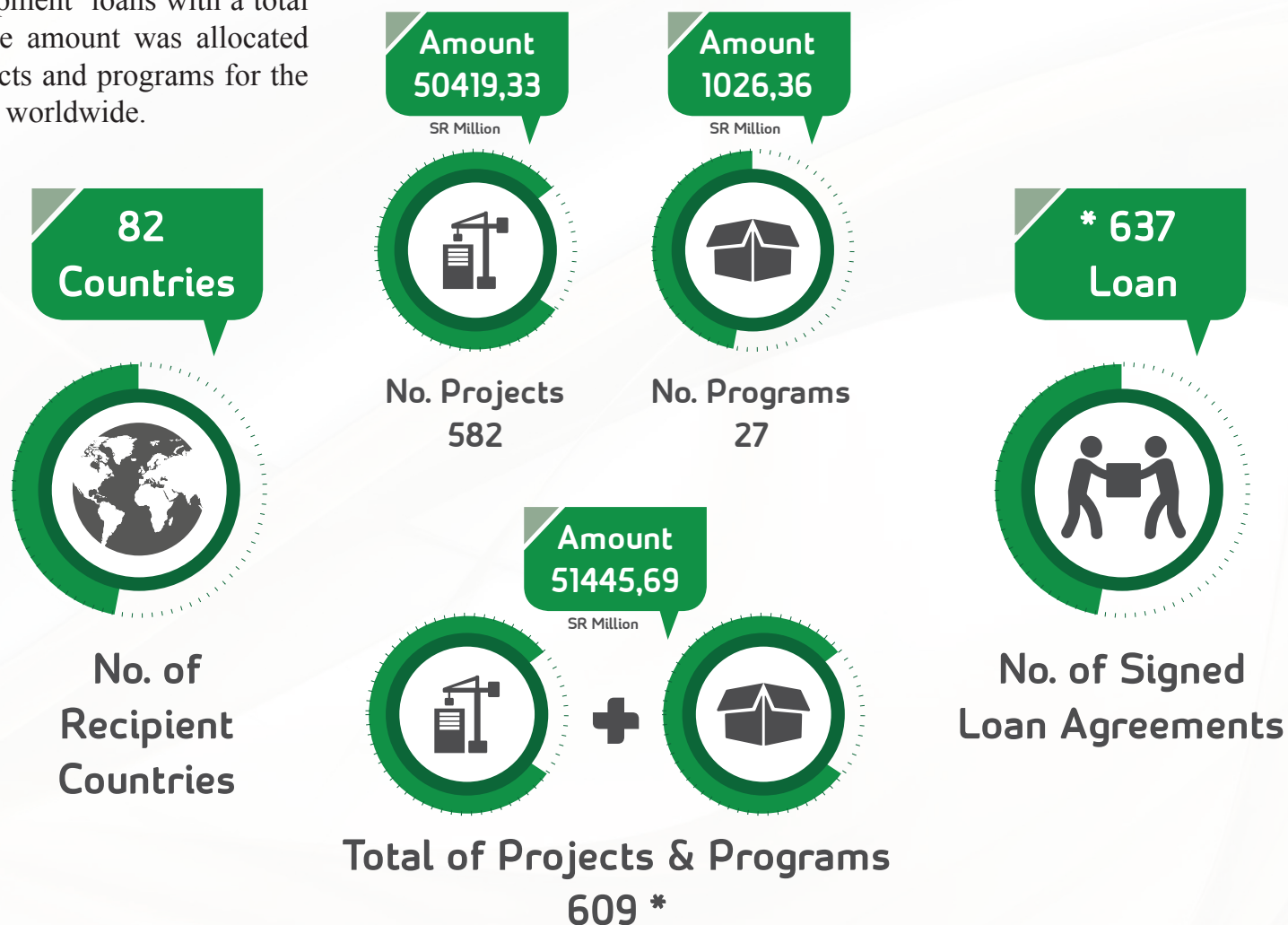


**Development Activities during the
Period 1975 - 2016**



SFD Cumulative Contributions

The Fund had, since its inception in 1975 and up to the end of 2016, financed 637 development loans with a total amount SR 51445.69 million; the amount was allocated to finance 609 development projects and programs for the benefit of 82 developing countries worldwide.

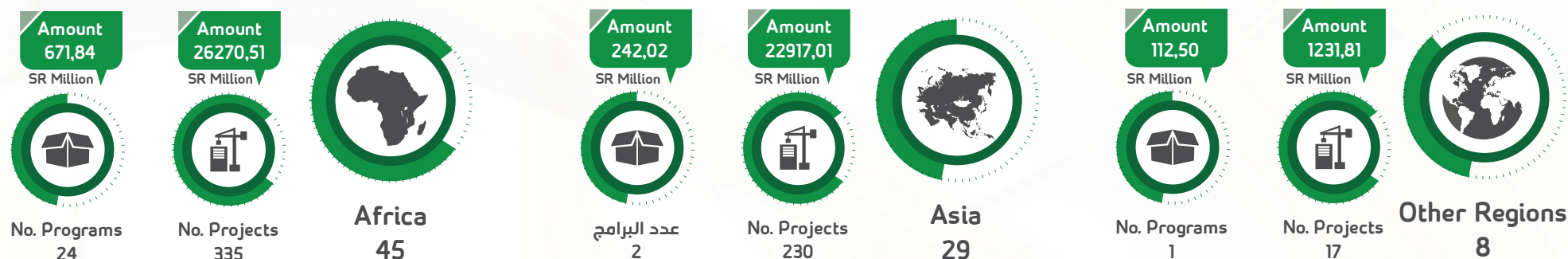


* The reason that the number of signed loan agreements exceeds that of programs and projects, is that some projects received more than one loan.



Geographic Distribution of Total Number and Amount of SFD Projects

The Fund's development policy focuses on geographically distribution of its loans to support the poorest and least developed countries. Based on this principle, the Fund directed its developmental activities to Africa and Asia due to the low economic and developmental level, in addition to the increasing rates of population growth and unemployment and the reduced rates of income. Accordingly, the Fund financed 359 development projects and programs in 45 African countries with a total amount of SR 26942.35 million. In addition, the Fund financed 232 development projects and programs in 29 Asian countries with a total amount of SR 23159.03 million. When it comes to Other Regions, the Fund financed 18 development projects and programs totaling SR 1344.31 million, from which 8 countries around the world benefited, as illustrated in the following table and graph:



Total 82 States

Table No. (2-1)		SR Million	
Region	Total No. of Projects and Programs		
	Number	Amount	% of the Total
Africa	359	26942.35	52.37
Asia	232	23159.03	45.02
Other Regions	18	1344.31	2.61
Total	609	51445.69	100



Sectorial Distribution of Total Number and Amount of SFD Projects

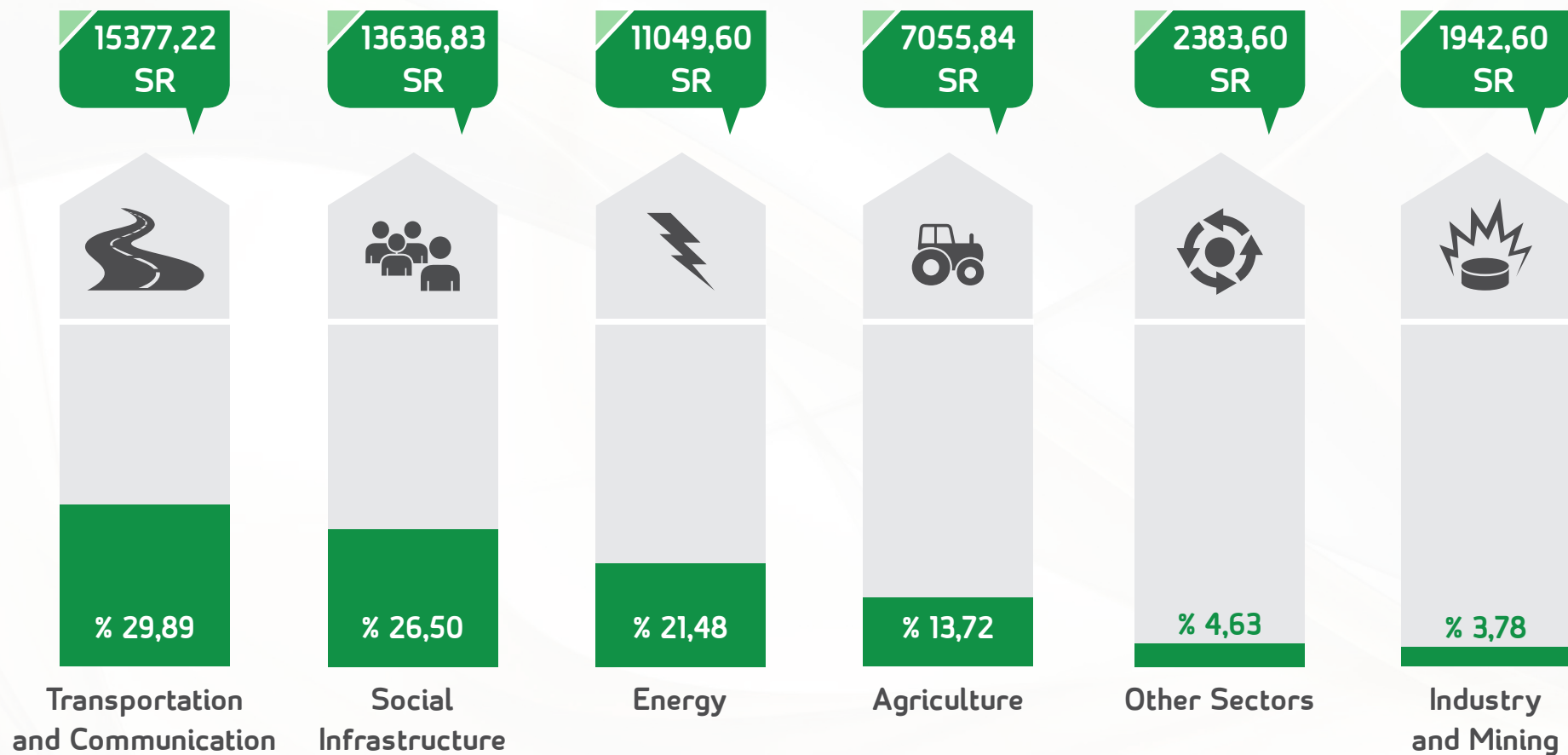
The Fund seeks to provide the financing necessary for the development projects in the developing countries. Its primary focus is placed on the sectors of transportation and communication, social infrastructure, agriculture, energy and industry and mining. Since the Fund began its loan activities in the mid-seventies to the end of 2016, the number of development projects and programs financed in the transportation and communication sector reached 206. The social infrastructure sector came in second place with 192 projects and programs, followed by the agriculture sector with 89 projects and programs. The energy sector with 69 projects and programs. In the same way, the Fund graph: 35 projects and programs in other sectors, as well as 18 projects and programs in the industry and mining sectors, as illustrated in the following table:

Table No. (2-2)		SR Million	
Sector	Total		% of the Total
	No. of Projects and Programs	Amount	
A. Transportation and Communication	206	15377.22	29.89
1. Transportation	200	15100.60	29.35
-Roads	143	10052.56	19.54
-Railways	16	2385.96	4.64
-Seaports	22	1716.70	3.33
-Airports	19	945.38	1.84
2. Communication	6	276.62	0.54
B. Agriculture	89	7055.84	13.72
C. Energy	69	11049.60	21.48
D. Social infrastructure	192	13636.83	26.50
1- Water and Sewer	47	4010.51	7.79
2- Education	72	4055.54	7.88
3- Health	47	3396.48	6.60
4. Housing and Urban Development	26	2174.30	4.23
E. Industry and Mining	18	1942.60	3.78
F. Other Sectors	35	2383.60	4.63
Total	609	51445.69	100



Sectorial Distribution of SFD Projects

Amount (in SR Million)



Sectorial and Geographic Distribution of Total Number and Amount of SFD Projects

Since the inception of its activities up to the end of 2016, the Fund financed 609 development projects and programs in various infrastructure sectors within the framework of development activities in Africa, Asia and Other Regions. The finances covered transportation and communication, agriculture, energy, social infrastructure, industry and mining sectors as well as other sectors. Of the total number of development projects and programs that were financed, 359 were implemented in Africa with a total amount of SR 26942.35 million, 232 in Asia with a total amount of SR 23159.03 million and 18 in Other Regions worldwide with a total amount of SR 1344.31 million, as illustrated in the following table:

Table No. (2-3)			SR Million			
Sector	Africa		Asia		Other Regions	
	No. of Projects and Programs	Amount	No. of Projects and Programs	Amount	No. of Projects and Programs	Amount
A. Transportation and Communication	123	7513.22	76	7441.50	7	422.50
1. Transportation	119	7370.53	74	7307.57	7	422.50
- Roads	88	4790.52	50	4952.14	5	309.90
- Railways	8	1291.08	8	1094.88	-	-
- Seaports	11	858.78	9	745.32	2	112.60
- Airports	12	430.15	7	515.23	-	-
2. Communication	4	142.69	2	133.93	-	-
B. Agriculture	70	5496.78	19	1559.06	-	-
C. Energy	29	4483.48	39	6455.06	1	111.06
D. Social Infrastructure	102	7232.57	82	5728.51	8	675.75
1. Water and sewer	26	2448.08	16	1122.93	5	439.50
2. Education	39	1917.13	33	2138.41	-	-
3. Health	22	1399.18	23	1828.55	2	168.75
4. Housing and Urban Development	15	1468.18	10	638.62	1	67.50
E. Industry and Mining	12	1277.21	6	665.39	-	-
F. Other Sectors	23	939.09	10	1309.51	2	135.00
Total	359	26942.35	232	23159.03	18	1344.31



Geographic Distribution of Total Number and Amount of Transportation and Communication Projects

In light of its belief in the importance of the transportation and communication sector in the economy of the developing countries, this sector received the greatest share from among the beneficiary sectors benefiting from the Fund's loans. The Fund perceived the key role which this sector plays as it links and develops the various social and economic sectors for the achievement of comprehensive development. The number of development projects and programs financed by the Fund in this sector totaled 206, representing 33.83% of the total number of loans offered by the Fund, with a total amount of SR 15377.22 million. African countries received the major share of assistance where the Fund financed 123 development programs and projects, followed by Asia with 76, and another 7 in Other Regions worldwide, as illustrated in the following table:

Table No. (2-4)		SR Million										
Region	Transportation								Communications		Total	
	Roads		Railways		Seaports		Airports		No. of Projects and Programs	Amount	No. of Projects and Programs	Amount
	No. of Projects and Programs	Amount	No. of Projects and Programs	Amount	No. of Projects and Programs	Amount	No. of Projects and Programs	Amount				
Africa	88	4790.52	8	1291.08	11	858.78	12	430.15	4	142.69	123	7513.22
Asia	50	4952.14	8	1094.88	9	745.32	7	515.23	2	133.93	76	7441.50
Other Regions	5	309.90	-	-	2	112.60	-	-	-	-	7	422.50
Total	143	10052.56	16	2385.96	22	1716.70	19	945.38	6	276.62	206	15377.22



Geographic Distribution of Total Number and Amount of Social Infrastructure Projects

The Social Infrastructure sector includes water, sewer system and education, health, and housing and urban development projects. As this sector is closely related to the increase of human production and efficiency and the improvement of living conditions, the number of development projects and programs financed by the Fund totaled 192, representing 31.52% of the total number of projects and programs financed by the Fund, with a total amount of SR 13636.83 million, of which African countries received 102 development projects and programs, followed by Asia with 82, and another 7 in Other Regions worldwide, as illustrated in the following table:

Table No. (2-5)								SR Million		
Region	Social Infrastructure								Total	
	Water and Sewer System		Education		Health		Housing and Urban Development			
	No. of Projects & Programs	Amount	No. of Projects and Programs	Amount	No. of Projects and Programs	Amount	No. of Projects and Programs	Amount	No. of Projects and Programs	Amount
Africa	26	2448.08	39	1917.13	22	1399.18	15	1468.18	102	7232.57
Asia	16	1122.93	33	2138.41	23	1828.55	10	638.62	82	5728.51
Other Regions	5	439.50	-	-	2	168.75	1	67.50	8	675.75
Total	47	4010.51	72	4055.54	47	3396.48	26	2174.30	192	13636.83



Geographic Distribution of Total Number and Amount of Projects in Other Sectors

The Fund allocated part of its contributions to support the productive economic sectors represented in the agriculture, energy, and industry and mining sectors as well as a number of other sectors. Accordingly, the Fund financed 89 development projects and programs in the agricultural sector, representing 14.61% of the total number of SFD projects and programs, with a total amount of SR 7055.84 million, 70 of which were in Africa and 19 in Asia. The Fund financed 69 development projects and programs in the energy sector, representing 11.33% of the total number of SFD projects and programs, with a total amount of SR 11049.60 million, 29 of which were in Africa, 39 in Asia and 1 in Other Regions worldwide. In the industry and mining sector, the Fund financed 18 development projects and programs, representing 2.96 of the total number of SFD projects and programs, with a total amount of SR 1942.60 million, 12 of which in Africa and 6 in Asia. Other Sectors received the financing necessary for the execution of 35 development projects and programs, representing 5.75% of the total number of SFD projects and programs, with a total amount of SR 2383.60 million, with 23 in Africa, 10 in Asia and 2 in the Other Regions worldwide, as illustrated in the following table:

Table No. (2-6)		SR Million						
Region	Agriculture		Energy		Industry and Mining		Other Sectors	
	No. of Projects and Programs	Amount	No. of Projects and Programs	Amount	No. of Projects and Programs	Amount	No. of Projects and Programs	Amount
Africa	70	5496.78	29	4483.48	12	1277.21	23	939.09
Asia	19	1559.06	39	6455.06	6	665.39	10	1309.51
Other Regions	-	-	1	111.06	-	-	2	135.00
Total	89	7055.84	69	11049.60	18	1942.60	35	2383.60

Cumulative Co-financing

The significance of co-financing – which literally means that the Fund participates with more than one financing body in the financing of a particular project – lies in its ability to provide the financing necessary for the achievement of mega-projects which most probably cannot be executed by the exclusive efforts of only one financing body or beneficiary country. Currently, project co-financing helps to execute the various projects within the expected timeline. Since the beginning of its activities, the Fund concentrated on such projects - particularly mega-projects in which all relevant parties had an interest - in cooperation with other national, regional and international financing institutions. Until the end of 2016, the total number of loans agreements accomplished within the framework of co-financing projects with other development institutions were 388 loans agreements - from the total signed loans agreements - which totaled SR 31887.25 million, representing 61.98% of the total amounts of the signed loans agreements, as illustrated in the following table:

Table No. (2-7)			SR Million		
Region	Signed Loans		Co-Financed Loans		Percentage of Co-Financed Loans Amount of the Total Signed loans for Each Region
	Number	Amount	Number	Amount	
Africa	377	26942.35	260	18001.18	66.81
Asia	242	23159.03	120	13359.72	57.69
Other Regions	18	1344.31	8	526.35	39.15
Total	637	51445.69	388	31887.25	61.98



Cumulative Disbursements

The term "Cumulative Disbursement" refers to the total amounts withdrawn from the allocations for the signed loans. Accordingly, the Fund seeks a balance between the projects' actual needs and the amounts allocated for them, in terms of timing. The Fund ensures that disbursements from the loans agreed occur in accordance with the planned schedules in order to guarantee project completion on schedule. The total cumulative disbursements from the loans agreed presented by the Fund up to the end of 2016 came to SR 34657.89 million, representing 67.37% of the total signed cumulative loans amounts, as illustrated in the following table:

Table No. (2-8)				SR Million		
Region	No. of Countries	Signed Loans		Disbursements		Percentage of Disbursement of the Total Signed Loans for Each Region
		Number	Amount	Number	Amount	
Africa	45	377	26942.35	339	17547.78	65.13
Asia	29	242	23159.03	219	16291.48	70.35
Other Regions	8	18	1344.31	15	818.63	60.90
Total	82	637	51445.69	573	34657.89	67.37





PROJECT IN FOCUS

Supporting Healthcare in The Hashemite Kingdom of Jordan

Introduction

The increasing demand on health services in Jordan as a result of the population growth, forced migrations from neighboring countries, the latest of which was the growing numbers of Syrian refugees, the typical disease conversion in terms of the high rates of non-communicable diseases, particularly heart disease, cancer and diabetes, as well as the demographic shift of population in terms of the high rates of the elders and children. All these matters require joining efforts and strengthening cooperation and coordination between relevant actors at the national level to comprehensively promote health sector. This led to a marked decrease in mortality rate and increase in the life expectancy because they get medical care.

The health sector consists of the public and private hospitals which have been constructed by some countries and organizations, in addition to the charity hospitals. The health sector includes Ministry of Health, Royal Medical Services, University Hospitals, National Center for Diabetes, Endocrinology and Genetics, National Woman's Health Care Center, Diagnostic and Treatment Centers, Many Private Clinics, Clinics of United Nations Relief and Works Agency for Palestine Refugees in the Near East (UNRWA), Clinics of the UN High Commissioner for Refugees (UNHCR), King Hussein Cancer Center and Clinics of Charities. The general policy of health sector in Jordan is mainly developed by the Higher Health Council according to its law No. 9 of 1999. There are other health institutions involved in developing the health policies, such as the Jordanian Medical Council, Higher Population Council, Jordanian Nursing Council, National Council for Family Affairs, Jordan Food & Drug Administration and Joint Procurement Department.


In the Framework of providing support to health sector in the Hashemite Kingdom of Jordan, the Fund has financed a number of health projects to upgrade health services and providing health care for the citizens and refugees, where the fund financed Al Zarqa Public Hospital, Al Bashir Public Hospital and King Hussein Cancer Center, in addition to a number of hospitals.



Al Zarqa Public Hospital

The project aims to improve health services in Al Zarqa city and accommodate the growing demand on these services by constructing and equipping a new hospital in Al Zarqa city instead of the old hospital. The new hospital will provide all medical services. It will consist of 8 floors, including 3 main floors (basement, ground floor, first floor) with two towers, one of which consists of seven floors and the other consists of 8 floors. The two towers are connected by a set of lifts consisting of 10 lifts.

The total area of the hospital is 54,508 m². with capacity of 400 beds. It may be extended in the future to include 500 beds. The hospital also has a nurse residence building with an area of 2,900 m² along with some service facilities with an area of 300 m² parking for 450 cars, water tank with a capacity of 450 m³, landscape area and road linking the parts of the hospital. The total cost of the project is estimated at USD 80 million (SR 300 million). The Fund contributed by USD 30 million (SR 112.50 million), the Islamic Development Bank contributed by USD 39.3 million and the Jordanian government contributed by some amount. The loan agreement was signed with the Fund on 21 November 2007 and its implementation was completed at the end of 2009.



Al Bashir Public Hospital

This project mainly aims to meet the demand on the comprehensive health care by developing and expanding Al Bashir Public Hospital in Amman. It is the main hospital to which most challenging medical cases are referred.

Development and expansion of the hospital include the following stages:

- Stage I Construction of Obstetrics and Gynecology building with outpatient clinics and its own laboratories.
- Stage II Construction of two service buildings and their facilities.
- Stage III Construction of a building for internal diseases and general surgery with a capacity of 465 beds.
- Stage IV Construction of residence building for nurses, parking, doctors residence building and the nuclear medicine department and rehabilitation of the old buildings of the hospital.

The total cost of the project is about USD 100 million (SR 375 million). The Fund contributed to finance phase II and phase III of the project with an amount of USD 48.66 million (SR 182.50 million), through two loans. The first loan agreement amounting to USD 26.66 million (SR 100 million) was signed on 30 November 2004. The additional loan agreement amounting to USD 82.50 million (SR 309.37 million), was also signed on 5 December 2007. The project was completed on 1 January 2011.



King Hussein Cancer Center

This project mainly aims to expand King Hussein Cancer Center by constructing an admission building consisting of 13 floors with a capacity of 182 additional beds for adults and children as well as establishment of diagnostic imaging, radiation therapy and emergency departments and surgery rooms. The project includes the construction of an outpatient building consisting of 10 floors, including laboratories. The works also include equipping two buildings with medical equipment and supplies. The total cost of the project is about USD 192 million (SR 720 million). The Kingdom of Saudi Arabia contributions managed by the Fund to finance the project is USD 52 million (SR 195 million).

It is worth mentioning that the King Hussein Cancer Foundation is an independent non-governmental non-profit organization established in 2003 through a royal decree to combat cancer in Jordan and the Middle East.

Execution and Equipping of a Number of Public Hospitals

The Fund has implemented a number of health development projects for a number of government hospitals, include the following:

1. Construction and equipping of AL Mafrq Hospital with a capacity of 150 expandable beds. It contains all medical specialties.
2. Construction and equipping of Jerash and Ajloun Hospital with a capacity of 150 expandable beds. It contains all medical specialties.
3. Provision of equipment, machinery, spare parts and rehabilitation of some departments in the following hospitals: Prince Hashem Hospital, Prince Rashid Bin Al Hassan Hospital in Irbid, King Hussein Hospital, Princess Aisha Hospital, Queen Rania Hospital for Children, and Queen Alia Medical Center.

4. Rehabilitation of Queen Alia Hospital for Heart Diseases at King Hussein Medical City. The project includes the implementation of civil, electrical and electromechanical works and provision of medical equipment, supplies, etc.

5. Equipping the treatment center with stem cells. The center area is 3200 m². It contains a set of medical laboratories.

The total cost of the project is estimated at about USD 190 million (SR 712.50 million). KSA is affording all costs of the project. The project is expected to be completed by the end of 2017.







CHAPTER THREE



Saudi Export Program Activities



Saudi Export Program Activities in 2016

The Saudi Export Program (SEP) essentially aims to diversify and develop national non-oil exports, increase their competitiveness, make the Saudi exporters feel more confident to enter new markets and to deal with the national commercial banks by offering credit facilities and guarantees to Saudi exporters and national products. In achieving these targets, the SEP offers financing and guarantee services for national products.

This part of the report covers the activities of the SEP throughout 2016 in the financing and guarantee of national exports, demonstrates how the program markets its services and gives the Saudi exporter a better idea about them.

1. Export Financing Activities

Export Finance Service mainly aims to secure the necessary finance for exporters and importers of Saudi-made national goods and services. The SEP received a number of finance applications for the export transactions of national goods during the year 2016. In this regard, the Fund approved 16 export transactions of non-crude oil goods for a total value of almost SR 5640 million.

Thus, the total financing transactions approved by the Fund since the inception of the SEP until the end of 2016 came to 162 transactions which totaled almost SR 2737 million, 112 of which received direct financing of a total of SR 2382 million plus 50 credit lines for a total of SR 3550 million.

The approved transactions included exporting petroleum derivatives,

fertilizers, urea fertilizers, petrochemicals, food items and building materials to Egypt, Bangladesh, Pakistan, Zambia, United States, South Sudan and Morocco. Approved transactions also included opening 7 lines of credit to export national goods and services with foreign banks in Turkey, Mexico and Lebanon.



Signing a financing agreement between the Saudi Fund for Development and Alkhorayef Commercial



Approved Financing Transactions during 2016

No.	Goods/ Services	Recipient - Country	Amount (in SR)	Exporter	Importer
1	Petroleum derivatives	Egyptian General Petroleum Corporation- Egypt	4.500.000.000.00	Aramco	Egyptian General Petroleum Corporation
2	Petroleum derivatives	Egyptian General Petroleum Corporation- Egypt	700,000 tons per month	Aramco	Egyptian General Petroleum Corporation
3	Fertilizers	Government of Bangladesh - Bangladesh	187.500.000.00	SABIC	Government of Bangladesh
4	Urea fertilizers	The Islamic Republic of Pakistan	187.500.000.00	SABIC	Government of Pakistan
5	Petrochemicals	Sahara and Ma'aden Petrochemicals Company (SAMAPCO) - Saudi Arabia	112.500.000.00	Sahara and Ma'aden Petrochemicals Company (SAMAPCO)	Various
6	Petroleum derivatives	Government of Zambia - Zambia	75.000.000.00	Various	Government of Zambia
7	Food items	Droub Al Sharq Trading Est. - United States of America	296.859.48	Hospitality and Catering LLC Co.	Droub Al Sharq Trading Est.
8	Food items	SBJ Trade-Mark Ltd - South Sudan	3.337.131.00	Hospitality and Catering LLC Co.	SBJ Trade-Mark Ltd
9	Credit line	Deniz Bank - Turkey	75.000.000.00	Various	Various
10	Credit line	Seker Bank - Turkey	56.250.000.00	Various	Various
11	Credit line	Fiba Bank - Turkey	75.000.000.00	Various	Various
12	Credit line	A Bank - Turkey	75.000.000.00	Various	Various
13	Credit line	National Foreign Trade Bank - Mexico	187.500.000.00	Various	Various
14	Credit line	Intercontinental Bank - Lebanon	18.750.000.00	Various	Various
15	Credit line	Odea Bank - Turkey	75.000.000.00	Various	Various
16	Building Materials	Essam Development Company - Morocco	7.500.000.00	Various	Essam Development Company
Total			5.636.133.990.48		



Approved Financing Transactions during 2016

No.	Goods/ Services	Recipient - Country	Amount (in SR)	Exporter	Importer
1	Credit line	Capital Bank - Jordan	18.750.000.00	Various	Various
2	Credit line	Jordanian Investment Bank – Jordan	37.500.000.00	Various	Various
3	Credit line	Deniz Bank - Turkey	75.000.000.00	Various	Various
4	Credit line	Seker Bank - Turkey	56.250.000.00	Various	Various
5	Credit line	Fiba Bank - Turkey	75.000.000.00	Various	Various
6	Credit line	A Bank - Turkey	75.000.000.00	Various	Various
7	Petrochemicals	AL Waha Company – Saudi Arabia	262.500.000.00	AL Waha Company – Saudi Arabia	Various
8	Petroleum derivatives	Egyptian General Petroleum Corporation- Egypt	937.500.000.00	Aramco	Egyptian General Petroleum Corporation
9	Petroleum derivatives	Egyptian General Petroleum Corporation- Egypt	4.500.000.000.00	Aramco	Egyptian General Petroleum Corporation
10	Petroleum derivatives	Egyptian General Petroleum Corporation- Egypt	700,000 tons per month	Aramco	Egyptian General Petroleum Corporation
11	Agricultural and industrial equipment	AlKhorayef Commercial- Saudi Arabia	100.000.000.00	AlKhorayef Commercial	Various
12	Petroleum derivatives	Government of Zambia - Zambia	75.000.000.00	Various	Government of Zambia - Zambia
13	Food items	Droub Al Sharq Trading Est. - United States of America	296.859.48	Hospitality and Catering LLC Co.	Droub Al Sharq Trading Est.
14	Food items	SBJ Trade-Mark Ltd - South Sudan	3.337.131.00	Hospitality and Catering LLC Co.	SBJ Trade-Mark Ltd
15	Miscellaneous products	Government of Cuba	187.500.000.00	Various	Government of Cuba
Total			6.403.633.990.48		



Approved Financing Transactions by Beneficiary Country until the End of 2016

No.	Country	No. of Transactions	%	Amount (in SR)	%
1	Jordan	6	3.70	165.037.500.00	0.60
2	UAE	6	3.70	393.568.850.00	1.44
3	Saudi Arabia	11	6.79	1.319.340.000.00	4.82
4	Senegal	2	1.23	412.500.000.00	1.51
5	Sudan	55	33.95	2.452.279.840.00	8.96
6	Seychelles	1	0.62	18.750.000.00	0.07
7	United States of America	2	1.23	37.796.859.48	0.14
8	Yemen	13	8.02	1.234.159.218.75	4.51
9	Iran	1	0.62	125.332.989.00	0.46
10	Pakistan	8	4.94	3.123.750.000.00	11.41
11	Turkey	17	10.49	2.062.500.000.00	7.54
12	Syria	1	0.62	3.262.500.00	0.01
13	Lebanon	3	1.85	56.250.000.00	0.21
14	Egypt	17	10.49	14.619.096.148.00	53.41
15	Bahrain	1	0.62	143.000.000.00	0.52
16	Algeria	1	0.62	759.612.00	0.00
17	Tunisia	3	1.85	75.000.000.00	0.27
18	Mauritania	4	2.47	375.000.000.00	1.37
19	Azerbaijan	1	0.62	15.000.000.00	0.05
20	Zambia	2	1.23	150.000.000.00	0.55
21	Ghana	1	0.62	11.250.000.00	0.04
22	South Sudan	2	1.23	7.794.675.00	0.03
23	Cuba	1	0.62	187.500.000.00	0.69
24	Mexico	1	0.62	187.500.000.00	0.69
25	Bangladesh	1	0.62	187.500.000.00	0.69
26	Morocco	1	0.62	7.500.000.00	0.03
Total		162	100.00	27.371.428.192.23	100.00



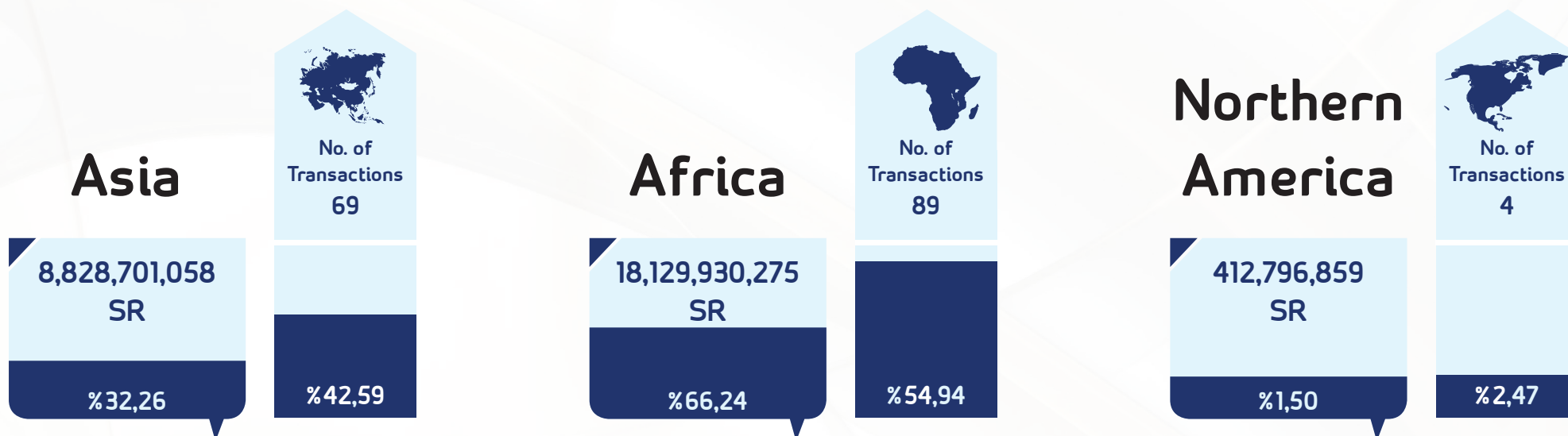
Approved Financing Transactions by Sector until the End of 2016



Total **No. of Transactions** 162 **Amount (in SR)** 27,371,428,192



Approved Financing Transactions by Continent until the End of 2016



Total **No. of Transactions** 162 **Amount (in SR)** 27,371,428,192



2. Export Guarantee Service

The Export Guarantee Service aims to protect the rights of Saudi exporters from the risk of not being paid for their exports. This target is achieved by covering the political or commercial non-payment risks and issuing whole specific guarantee policies.

A. Whole Turnover Policy: It covers an unlimited number of export transactions for the policyholder to an unlimited number of importers. The policy covers 90% of the losses arising from commercial or political risks. The validity period of this policy is one year and is automatically renewed annually provided that all parties of relevance agree.

B. Specific Transactions Policy: This policy covers one export transaction for one exporter and one importer. It covers 90% of the losses due to commercial or political risks. This type of policy is of a specified validity and expires at the end of the policy period, which is usual.

C. Cooperation Agreement with Local Banks: This is an agreement concluded between the Fund and one of the local banks, and it aims to enhance the open credit lines for importing Saudi commodities or services and to provide pre and post-shipment financing guarantees, in addition to cooperation with banks in the exchange of credit information.

The number of guarantee policies approved by the SEP since the launch of guarantee in September 2003 until the end of 2016 came to 63 with a total value of SR 2591.3 million, of which 41 guarantee policies exceeded SR 1694.1 million, 16 specific guarantee policies (open account and credit lines) with a value of about SR 589 million and 6 guarantee policies enhancing credit lines in favor of local banks with a value of approximately SR 8393 million. The real exports covered by such policies came to exceed SR 2147.1 million. The coverage includes rotation-operating ceilings, a matter which allowed the reuse of such ceilings.

In addition, 16 export guarantee policies have been renewed (whole turnover guarantee policies and guarantee policies supporting credit lines) with a total amount exceeding to SR 2166 million within the said period. Accordingly, the number of credit lines supported by such policies until the end of 2016 reached 770 with a total value of SR 892 million.





Signing a guarantee agreement between the Saudi Fund for Development and Saudi Arabian Mining Company (Ma'aden)

1. Approved Credit Limit of Whole Turnover Policy until the End of 2016

Policy No.	Holder of Policy	Approved credit limit (in SR)	No. of Importers	Countries Covered
101/3	Astra Industrial Complex Co. For Fertilizers & Agrochemicals (ASTRACHEM)	31.800.000	8	Qatar, Kuwait, Jordan, Lebanon, Tunisia
102/3	Arnon Plastic Industries Co. Ltd.	45.251.250	20	UAE, Kuwait, Bahrain, Oman, Jordan
103/3	Tanhat Mining Company Ltd.	14.621.250	19	USA, Canda
104/3	Alkhorayef Industries Co.	140.287.500	12	Egypt, Spain, Portugal, United States of America
105/4	Al Watania for Industries Co.	395.490.000	38	GCC Countries, Jordan
106/4	United Plastic Products Company Ltd.	110.017.500	8	Tunisia, Algeria, United Kingdom
107/4	Munir Al-Munif Plastic Co.	44.051.250	23	Kuwait, Lebanon, Morocco, South Africa
108/4	Fahad Al- Khalil Company (Not Exploited)	6.562.500	3	Kuwait, Oman, Egypt
109/4	Halwani Bros Co.	70.278.750	14	UAE, Kuwait, Qatar, Jordan, Australia, United States of America, United Kingdom
110/4	Gulf Union Juice Factory	24.142.500	5	UAE, Oman, Kuwait, Jordan, Canada
111/4	Al Obeikan Elopak for Packaging Factory	45.000.000	13	GCC Countries, Egypt, Morocco
112/4	Al Mutlak Metal Industries Company Limited (not exploited)	30.562.500	5	Qatar, Kuwait
113/4	Al Obaikan Technological Textiles Group Co.	62.253.750	42	Lebanon, Australia, Cyprus, Spain, Germany, Greece, Italy, the Netherlands, Poland, Portugal
114/5	United Lube Oil Company	156.740.625	19	United Arab Emirates, Qatar
115/5	Al Obeikan Factory for Plastic	6.037.500	5	United Arab Emirates, Oman
116/5	Obeikan Flexible Packaging	44.542.500	36	Jordan, Tunisia, Morocco
117/5	Hail Agriculture Development Company (not exploited)	21.573.750	6	UAE, Qatar, Bahrain, United Kingdom
118/5	Saudi Ceramic Company	308.628.750	31	United Arab Emirates, Qatar, Bahrain, Kuwait, Oman, Tunisia, Germany, United Kingdom, Spain, Italy, France, Malta, Estonia, Togo, Benin, Lithuania, Latvia
119/5	Napco Multipak	38.505.000	21	Egypt, France, Switzerland, United Kingdom, Belgium
120/5	Advance Card Technology Factory	70.087.500	11	UAE, Pakistan, Egypt, Morocco, Algeria
121/5	National Polyester Fibers Factory	5.475.500	8	Qatar, Jordan, Egypt, Turkey, Algeria



Policy No.	Holder of Policy	Approved credit limit (in SR)	No. of Importers	Countries Covered
122/5	Saudi Paper Cups & Containers Co	2.625.000	4	Egypt
123/5	Napco Modern Plastic Products	34.136.250	23	Egypt, Tanzania, Belgium
124/5	Napco Composite Packaging Technology Ltd	14.115.000	12	Egypt, Morocco, France
125/6	Saudi Basic Industries Corporation (SABIC)	13.294.905.000	187	United Arab Emirates, Qatar, Bahrain, Kuwait, Oman, Lebanon, India, Pakistan, Turkey, Morocco, Algeria, South Africa
126/6	Universal Metal Coating Company	77.193.750	19	United Arab Emirates, Qatar, Kuwait, Egypt
127/6	National Food Industries Company	166.162.500	18	UAE, Qatar, Kuwait, Bahrain, Oman, Jordan, Singapore, South Africa
128/7	National Manufacturing Co. For Petrochemicals Marketing	1.140.840.000	11	United Arab Emirates, Oman, Jordan
129/7	Tawq Al Yamamah Trading Services (not exploited)	4.500.000	1	Tunisia
130/7	Riyadh Food Factory	1.125.000	4	Bahrain, Kuwait, Jordan
131/7	Namerah Factory Co. for Air Compressors	1.642.500	6	UAE, Qatar, Bahrain, Jordan
132/7	Al Sorayei Carpet Factory	21.787.500	23	UAE, Qatar, Kuwait, Oman, Pakistan, Turkey, Italy, Cyprus, Nepal, Bulgaria, Jordan
133/7	Alwassel Agricultural Company for Irrigation Systems	3.150.000	4	Lebanon, Morocco, United Kingdom, Portugal
134/8	Golden Oils Factory	3.375.000	1	Kuwait
135/8	AlFanar Electrical Systems LLC	69.603.750	7	Qatar, Bahrain, Kuwait
136/8	Arabian Ceramics Manufacturing Company	16.500.000	5	UAE, Qatar, Oman, Jordan
137/8	Alkhorayef Petroleum Company (not exploited)	7.500.000	2	Indonesia
138/10	Consolidated Can Manufacturing Company Ltd. (CCMC)	17.437.500	2	Egypt, Jordan
139/11	Sipchem Marketing and Services Company (not exploited)	126.750.000	10	UAE, Kuwait, Jordan, India, Pakistan, Egypt, Switzerland
140/15	Arabian United Float Glass Company	53.549.500	42	UAE, Qatar, Kuwait, Bahrain, Oman, Lebanon, Sri Lanka, India, Morocco, South Korea, Poland, Mauritania, South Africa, Kenya, Armenia, USA
141/16	Saudi Arabian Mining Company	202.500.000	6	Japan, Thailand, Australia, France, Norway
Total (1)		16.931.308.125		



2. Specific Documents (Open Account)

Policy No.	Holder of Document	Policy Value (expected exports) in SR	Importer's Country	Name of Guaranteed Importer
1001/5	Al Mutlak Metal Industries Company	37.174.200	Kuwait	Ahmadah General Trading
1002/5	Ibrahim Al Jafali & Bros Industrial Machinery Co. (Not exploited)	30.319.169	Sudan	Idrees Services Company
1003/6	Ibrahim Al Jufali & Bros Industrial Machinery Co.	20.058.750	Egypt	Bags Egypt
1004/6	United Gulf Steel Mill Company Ltd.	21.305.340	France	Bechtel France
1005/6	Electronia Co.	316.876.368	UAE	United Nations Office for Project Services (UNOPS)
1006/6	Ibrahim Al Jafali & Bros Industrial Machinery Co. (Not exploited)	84.375.000	Sudan	Hattan Development Co. Ltd
Total (2)		510.108.827		

3. Specific Documents (Credit Lines)

Policy No.	Holder of Document	Policy Value (expected exports) in SR	Importer's Country	Name of Guaranteed Bank
3001/5	Al Mutlak Metal Industries Company	3.140.156	Sudan	Tadamon Islamic Bank
3002/5	Pion Trading and Contracting ESt.	7.025.000	Sudan	Omdurman National Bank
3003/5	Ibrahim Al Jufali & Bros Industrial Machinery Co.	13.224.544	Sudan	Bank of Khartoom
3004/6	Ibrahim Al Jufali & Bros Industrial Machinery Co.	16.760.754	Sudan	Bank of Khartoom
3005/6	Export Development Office for Trading Services (Not exploited)	2.609.860	Sudan	Bank of Khartoom
3006/6	Arab Perfumes Company Ltd	220.000	Sudan	Omdurman National Bank
3007/6	Al Mutlak Metal Industries Company	4.950.000	Sudan	Sudanese French Bank
3008/7	Tawq Al Yamamah Trading Services (Not exploited)	18.750.000	Ethiopia	Commercial Bank of Ethiopia
3009/7	Al Mutlak Metal Industries Company	6.987.860	Sudan	Omdurman National Bank
3010/7	Bank AlJazira	5.200.000	Sudan	Omdurman National Bank
Total (3)		78.868.174		



4. Approved Credit Limit of Guarantee Policies Supporting Credit Lines Until the End of 2016

Policy No.	Bank	Agreement Amount in SR	No. of Foreign Banks Covered	Remarks
001/5	Bank AlJazira	562.500.000	18	The document is cancelled for not being used
002/2007	Riyad Bank	3.517.651.155	19	Date of Renewal 11/06/2016
003/2012	Banque Saudi Fransi	2.183.624.500	56	It is renewed on 22/01/2016 for one year
004/2013	Samba Financial Group	1.224.937.500	80	Date of Renewal 29/09/2016
005/2013	Saudi Investment Bank	529.999.883	16	Date of Renewal 04/11/2016
006/2015	Saudi-British Bank	375.000.000	13	Date of Renewal 30/07/2016
Total (4)		8.393.713.038		

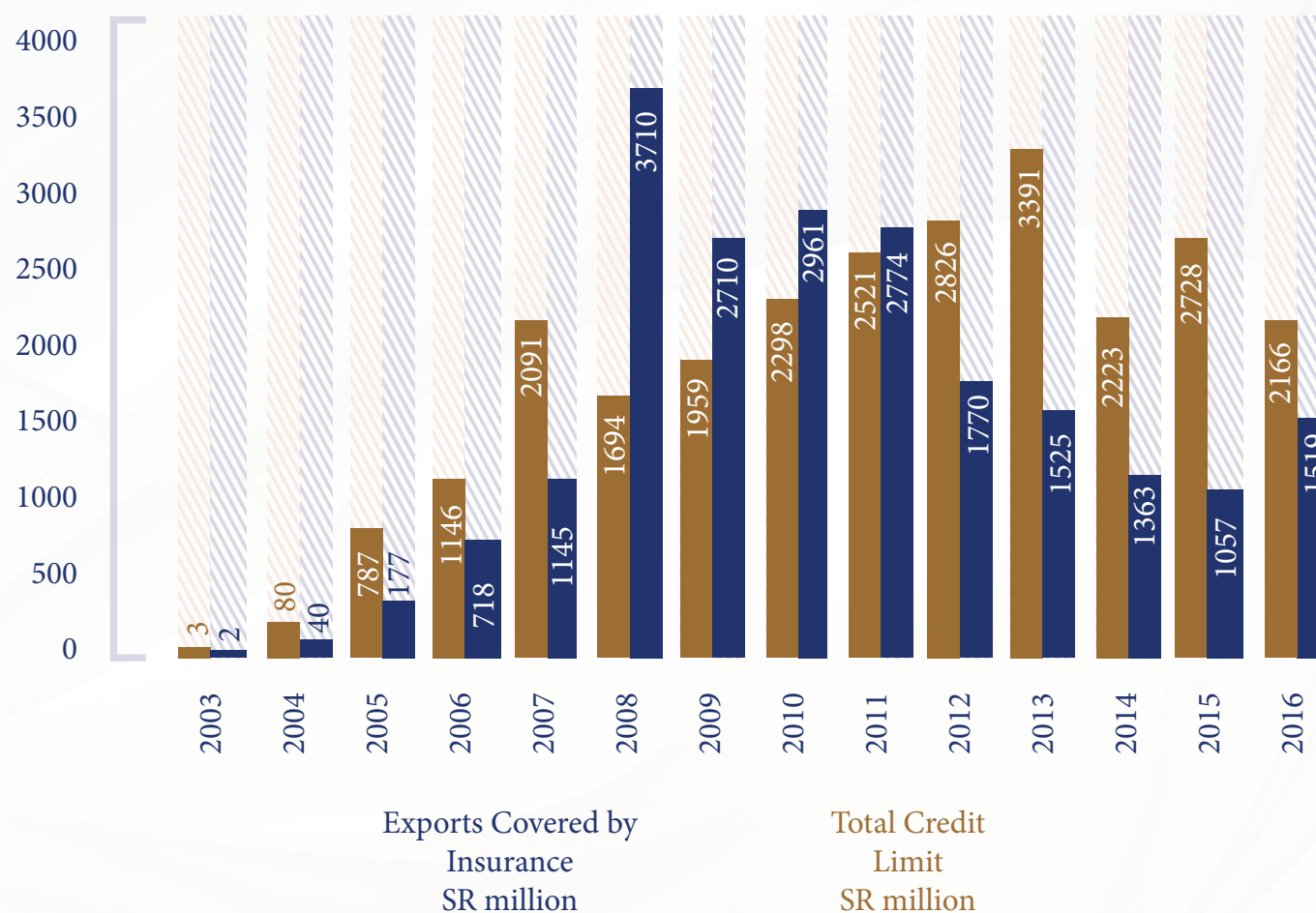
Total sum of approved guarantee policies (1+2+3+4) = SR 25,913,998,163.00



Signing various exports agreement between the Saudi Fund for Development and the Republic of Cuba

Exports Covered by Insurance Service in the Program by Years Until the End of 2016

Year	Total Credit Limit SR million	Exports Covered by Insurance SR million
2003	3	2
2004	80	40
2005	787	177
2006	1146	718
2007	2091	1145
2008	1694	3710
2009	1959	2710
2010	2298	2961
2011	2521	2774
2012	2826	1770
2013	3391	1525
2014	2223	1363
2015	2728	1057
2016	2166	1519
Total	25913	21471



3. Marketing Activities

Introduction:

The Marketing Department introduces the diverse services and products which the Program offers to exporters and importers of national goods and communicate with them in order to accomplish the goals that the program seeks to achieve through the development and diversification of the national non- crude oil exports.

In its marketing mission, the Program essentially sends Marketing Teams to national companies, holds introductory seminars at various Chambers of Commerce in the Kingdom and participates in a broad range of local and international and local trade exhibitions. Additionally, the Program participates in joint bilateral committees at the ministerial level in the fields of relevance for exports where all recipients' inquiries are fully addressed. The Program issued two guides, one related to finance and the other to insurance with the purpose of introducing its various services. Likewise, the Program issued the third edition of the Export Program Guide, which lists all companies registered with the Program as well as their products. Other aspects of the Program activities are published in the quarterly bulletin, the supervision of the Program website on the internet www.sep.gov.sa with timely updates done frequently.

Activities :

In pursuit of its introduction of services and facilities to the exporters and importers of national goods, the Program carried out a number of marketing activities, both internally and externally with the aim to achieve its objectives, which included the following:

In-house activities:

- Quarterly Bulletins:

During 2016, the Program issued 4 bulletins with the aim to highlight the Program activities as well as developments related to finance and insurance services.



• Receiving National and International delegations:

The Program received, at the SEP Headquarters, teams from Bahrain, China, Turkmenistan, Bangladesh, Zambia, Chad, Greece, Argentina, France and Portugal, in addition to representatives of companies and visitors who wish to take advantage of the SEP services. During such visits, they were briefed on the Program's services and facilitations, and means of cooperation between those entities and the Program were also discussed.

External activities:

• Workshops to Introduce Program Services:

In cooperation with the Export Development Authority, the Program participated in 11 workshops, in various cities and provinces of the Kingdom, in the presence of representatives from the national companies and factories interested in exporting their products. The workshops included introductory presentations of the Program and its services. Participants were given manuals stating the requirements for obtaining the facilities granted to the exporters of national goods.

• Exhibitions and Conferences:

The Program seeks to participate in economic and commercial exhibitions and conferences related to its fields of business which contributes in introducing the Program and its services. It participated in the National Festival for Heritage and Culture (30th Al-Janadriyah). It also took part in the Turkish-Arab Food and Food Technology Fair, which was held in Izmir, Turkey. It also co-sponsored the 5th International Exhibition for Steel and Steel Fabrication held in Riyadh at Riyadh International Center for Exhibition and Conference. The Fifteenth Trade Exhibition for the Member States of the Organization of the Islamic Conference, Which was held in Riyadh International Center for Exhibition and Conference. The Saudi International Exhibition for the second Labs, which was held in Riyadh International Center for Exhibition and conference. It also participated in the Plast Eurasia Istanbul which was held in Istanbul, Turkey.

• Committees & Business Councils:

The Program participated in a number of joint committees and business councils between the Kingdom and some Arab, Islamic and friendly countries. During 2016, the Program participated in the following meetings:

- Saudi - Egyptian Committee.
- Saudi - South African Committee.
- Saudi - Albanian Committee.
- Saudi - Turkmen Committee.
- Saudi - Portuguese Committee.
- Saudi - Algerian Business Council.
- Saudi - Swedish Business Council.
- Saudi - Irish Business Council.





A coordination meeting between the SFD and the Argentine delegation chaired by Argentine Minister of Agriculture





APPENDICES



Appendix (1):
Signed loan Agreements during the period 1875 - 2016.



Appendix (2):
contribution of the Kingdom of Saudi Arabia to Arab,
Regional and International Development Institutions up to
31 - 12 - 2016 .

Appendix (3):
the Co-financing institutions with the SFD during the
period 1975 - 2016 .



Appendix 1

Signed Loan Agreements during the Period 1975 - 2016

Appendix 1				Africa		SR Million		
Country	Project Name	Amount	Total		Country	Project Name	Amount	Total
Algeria	Jijel Port	94.93			Algeria (contd.)	Construction and Equipping AL – Thania Hospital in Bou – Merddas Province	16.75	1270.97
	Gergar Dam	75.49				Construction and Equipping of Secondary Schools in Different Provinces	52.24	
	Ain Dalia Dam	83.76			Benin	Protection of Cotonou Coasts	45	210.5
	Bani Haroon Dam	147.75				Construction and Equipping of Safy Hospital (Phase I)	40	
	Social Housing in the Capital City of Algeria	293				Construction and Equipping Universities Centers (Phase I)	43	
	Power Station in Hamma	63.16				Kandi – Segbana – Nigeria Border Road	60	
	Potable Water Supply for Wahran and Maghnia Cities	80				Protection of Cotonou Coasts (Additional Loan)	22.5	
	Social Housing in Qasantina	94			Botswana	Gaborone International Airport	34.84	59.39
	Preparation and Expansion of Farm Irrigation around Meena	50				Morupule Power	24.55	
	Construction and Equipping of Two Vocational Centers in capital city of algeria .	12.18			Burkina Faso	Kompienga Dam	40	481.87
	The Social Housing at Wahran and Mistghanim Provinces	45				bagry dam	39.87	
	Construction and Equipping of 5 Secondary and Intermediate Schools in Different Provinces	20.47				Bobo Dioulasso – Mali Border Road (The Integrated Development for the Southern Regions)	30	
	Renovation of Social Housing in Capital City of Algeria	8.12				Development of Sourou Valley	26	
	Construction and Equipping of 17 Secondary and Intermediate Schools in Bou – Merddas Province	49.42				Pa – Dano – Border of Cote d'Ivoire Road	37.5	
	Construction and Equipping of 2 Vocational Training Centers in Bou – Merddas Province	14.7				Bagry Integrated Rural Development	34	
	Construction of 1,000 Housing Units in Bou-Merddas Province	70				Yegueresso – Diebougou Road	37.5	
						Samendeni Dam	45	
						Koudougou – Dedougou Road	45	
						construction and equipping of Manga Regional Hospital	42	
						Construction of Ouagadougou – Donsin Airport	105	



Appendix 1 (contd.)

Africa

SR Million

Country	Project Name	Amount	Total		Country	Project Name	Amount	Total
Burundi	Mugamba – Bututsi Reforestation	8.7	233.79		Central African Republic	Rehabilitation of Bangui – Mpoko Airport	16	333.75
	Gitega – Gihofi Road	14.89				Sugar Complex in Ouaka	20	
	Rugombo – Kayanza Road	39.8				Cotton Production Support	9	
	Nyanza Lac – Butembera Road	8.2				Completion of a Number of Projects as Per the Reconstruction Program	288.75	
	Economic Development Support	11			Chad	Economic Development Support	17	263.25
	Low – Income People’s Housing in Kamenge	20.6				The Central Market in N’Djamena	40	
	Structural Adjustment Support	10.6				Massakori – N’gouri – Bol – Niger Border Road (Part: N’gouri – Bol)	93.75	
	Bubanza – Ndora Road	75				Development of Vocational Education	112.5	
	Bujumbura – Nyamitanga Road	45			Comoros	Grand Comore & Moheli Islands Road	34	156.5
Cameroon	Song Loulou Hydro-Electric Power	105.9	Completion of Grand Comore & Moheli Islands Roads			10		
	Wheat Cultivation	0.32	Rehabilitation of Roads			112.5		
	Railways Development	34.96	Cote d’Ivoire			Singrobo – Yamoussoukro Road	37.5	
	Ayweis – Bounies Road	37.5			Facilities of Technical Education and Vocational	37.5		
	Foumban – Manki – Magba – Mape Bridge Road	45			Singrobo – Yamoussoukro Road (Additional Loan) (Second Part Taabo – Toumodi)	30		
	Sangamelima – Bikoula – Djoum Road	37.5			Bouna – Doropo – Burkina Faso Border Road	90		
	Rehabilitation of "Olama-Kribi" Road (Section Bingambu- Grndzimbi)	63.75			Potable Water Supply for Abengourou and Its Neighboring Areas	56		
Construction and Equipment of Aqua Secondary Vocational School in Douala	37.5	362.43	Democratic Republic of Congo		Railways Rehabilitation	19.7	70.04	
Cape Verde	Fishing Project in cape verde islands	8.66			Roads Maintenance and Rehabilitation	50.34		
	Fogo Island Ring Road (Phase I)	37.5	83.66					
	Construction of Eight Educational Institutions	37.5						



Appendix 1 (contd.)

Africa

SR Million

Country	Project Name	Amount	Total
Djibouti	Economic and Social Development in Northern Region in Djibouti .	85	480.23
	Djibouti Airport Expansion	25.73	
	Djibouti Seaport Development	34.75	
	Riyadh Central Market in Djibouti City	8.5	
	Djibouti Seaport Development (Phase IV)	37.5	
	Development of Education	26.25	
	Rural Water Provision	15	
	Tadjoura Port	93.75	
	Supporting Djibouti Fund for Economic Development	18.75	
	Social housing	112.5	
	Tadjoura Port (Additional Loan)	22.5	
Egypt	Suez Canal Rehabilitation	175	
	Railways Rehabilitation	193.26	
	Cotton Ginneries Rehabilitation	85.93	
	Telecommunication Development	63.38	
	Suez Canal Expansion	117.33	
	Sugar Beet Plant	206.98	
	Cairo – Assuit Road	63.99	
	Irrigation Canal for Sinai Desert	81.66	
	Educational Buildings	100	

Country	Project Name	Amount	Total
Egypt (contd.)	Grain Storage Silos	90	4725.37
	The Social Development Fund Projects' Support	100	
	Construction and Equipment of Primary Health Care Units	85	
	Banha Power Station	187.5	
	Horizontal Grain Storage Silos	337.5	
	Irrigation and Drainage Pumping Stations	300	
	Providing Nasr City District with Drinking Water	225	
	Expansion of Western Damietta Power Station to Generate 750 MW	150	
	Expansion of El-Shabab Power Station to Generate 1,500 MW	225	
	King Salman Program for the Development of Sinai Peninsula	1112.84	
	Development of Al Kasr Al Aini Hospital	450	
	Expansion of West Cairo Power Plant to Generate 650 Megawatt	375	
Eritrea	Power Generation and Transmission	155.25	230.25
	Forestation of Eritrea	40.97	
	Mandefera – Barentu Road	34.03	
Ethiopia	Azezo - Metema Road	70.5	
	Assosa - Kurmuk Road	24.5	
	Rural Electrification Project in Jijiga - Degehabur	37.5	



Appendix 1 (contd.)				Africa				SR Million			
Country	Project Name	Amount	Total		Country	Project Name	Amount	Total			
Ethiopia (contd.)	Gedo - Lemlem Bereha Road	93.75	327.5		Ghana (contd.)	Economic Development Support	15	391.65			
	Rural Electrification Project in Gode - Kebridhar	56.25				Northern Regions Grid Power Extension	17.75				
	Arbarakate – Gelemso – Mechata Road (Phase I)	45				Health Centers	38.67				
Gabon	Cross Country Gabon Railway	40.27	140.03			Trtteh Quarashie – Mamfe Road	39.2				
	Study Preparation for the Polytechnic Institute of Masuku	9				Rehabilitation and Expansion of Bolgatanga Regional Hospital	45				
	Masuku Polytechnic Institute	90.76				Construction of Trauma and Acute Care Center of Korle-Bu Teaching Hospital in Accra (Phase I)	45				
Gambia	Yandum International Airport	23.3	300.67		Guinea	Feasibility Study, Design & Specifications for Guekedou – N’Zerekore Road	3.37				
	Bangul – Yandum Road	30.16				Guekedou – N’Zerekore Road	133.63				
	Yandum International Airport (Phase III)	6.72				Education Development	24				
	Economic Development Support	12				Construction and Equipping of Rural Health Centers	15				
	Structural Adjustment Support	12.49				Social and Economical Sectors Support	21				
	Mandina – Soma Road	37.5				Health Development	34				
	Banjul International Airport Rehabilitation and Upgrading (Phase II)	37.5				Supply of Water for Seven Towns	45				
	Brikama – Darsilami Road	28.5				Seredou – N’Zerekore Road	70				
	The University of Gambia	37.5				Integrated Rural Development in Forecariah	26				
	Construction of Laminkoto- Basimasse Road	75				Garafiri Dam for Hydro – Electric Power	74				
						Garafiri Dam for Hydro – Electric Power (Additional Loan)	36				
Ghana	Kpong Hydro – Electric Power	114.7				Tombo – Gbesia Road	56.25				
	Grain Storage Silos	16.94				Rural Intermediate Schools	45				
	The College Science of Accra	11.39									
	Tema and Tokoradi Seaports Renovation	48									



Appendix 1 (contd.)

Africa

SR Million

Country	Project Name	Amount	Total
Guinea (contd.)	Komba – Boummehoun Road	58.12	851.37
	Construction and Equipping Eight Vocational Schools	90	
	Rehabilitation and Expansion of Donka Hospital in Conakry	120	
Guinea Bissau	Multi Industrial Complex	15.9	81.7
	Bissau Seaport	29	
	Bambadinca – Xitol – Quebo Road	6.8	
	Agricultural Sector Support	12	
	Bissau – Prabris, Bissau – Biombo Road	18	
Kenya	Nairobi Water Supply	55.84	499.7
	Kenya – Sudan Road	34.59	
	Thika – Garissa – Liboi Road	114.2	
	Mombasa Sewerage	45.95	
	Kiambere Hydro – Electric Power	39.96	
	Agricultural Sector Support	15	
	Garissa Water Supply	31.41	
	Dundori – Njabini Road	37.5	
	Pediatric Emergency Center and National Burn Center at Kenyatta National Hospital	24	
	Construction of Nuno – Madogashe Road	56.25	
	Rural Electrification in Five Regions	45	

Country	Project Name	Amount	Total
Lesotho	Maseru International Airport	13.16	148.91
	Metolong Dam	37.5	
	Construction of Metolong Dam (Additional Loan)	56.25	
	Water Supply for Five Towns	42	
Liberia	Tubman Bridge – Bomi Hills Road and New St. Paul River Bridge	31.8	145.6
	Bushrod Electricity Station	38.8	
	Rehabilitation of Roberts International Airport	75	
Madagascar	Andekaleka Hydro – Electric Power	42.4	131.4
	Industrial Sector Support	12	
	Soavinandriana – Faratsiho – Sambaina Road	32	
	Soavinandriana – Faratsiho – Sambaina Road (Second Phase)	45	
Malawi	Thyolo – Bangula Road	45	135
	Constructing and Equipping of Three Teachers Training Colleges	45	
	Phalombe Regional Hospital	45	
Mali	Agricultural and Housing Development, Study of the Sixth Region's Irrigation System	16.05	
	Selingue Dam	50.3	
	West Coastal Livestock (Sahel Livestock)	46.85	
	Sevare – Gao Road	33.35	
	Sevare – Gao Road (Additional Loan)	16.58	



Appendix 1 (contd.)

Africa

SR Million

Country	Project Name	Amount	Total	Country	Project Name	Amount	Total
Mali (contd.)	Selingue Dam Project Completion	3.73	713.09	Mauritania (contd.)	Atar – Tidjikja Road	75	1744.85
	Development of the Senegal River Basin OMVS	196.13			Water Distribution Network in Nouakchott City	95	
	Public Enterprise Support	22			Food Security	75	
	Second Bridge in Bamako	75.62			Transmission Line between Nouakchott and Nouadhibou	93.75	
	Economic Development Support	7			The New University Campus in Nouakchott	112.5	
	Goubo Plateau Agricultural Project in the Sixth Region	9.97			Ouainat Ezbel – Jikni – Adel Bakrou Road	131.25	
	Internal Linking Roads in Bamako Area	50.51			Arkiz Agriculture Project	127.5	
	Kayes – Bafoulabe Road	35			Transmission Line between Nouakchott and Nouadhibou (Additional Loan)	187.5	
	Construction of Taosa Dam	93.75		Mauritius	Urban Reconstruction and Development	15.61	30.3
	Construction of Djenne Dam under the Irrigation Development Program of Selingue Basin (Phase I)	56.25			Plaines Wilhems Sewerage	14.69	
Mauritania	Kiffa – Nema Road	166.5		Morocco	Al Masira Dam	120	
	Guelb Iron Ore	226			Jorf Al Asfar Mineral Port	120	
	Gorgol Valley Agricultural Project	33.5			Algharb Agricultural	115	
	Kiffa – Nema Road (Additional Loan)	83.75			AlHaouz AlAwsat Development (Phase II)	113	
	Development of the Senegal River Basin OMVS	85.6			Ait Ayoub Dam and Matmata Tunnel	85.42	
	Economic Development Support	26			Irrigation Networks in AlHaouz Alawsat	22	
	Industrial and Mineral Sectors Support	12			Casablanca Potable Water Supply	70	
	Nouakchott Potable Water Supply from Senegal River	120			Tsaout Canal	122.58	
	Nouakchott Potable Water Supply from Senegal River (Additional Loan)	94			Construction, Renovation and Equipping of Marrakech University Hospital	75	
					Development of Social Housing in Bin Souda Region in Fez City	30	



Appendix 1 (contd.)

Africa

SR Million

Country	Project Name	Amount	Total
Morocco (contd.)	Development of Social Housing in Silouan Area in Al Nazur and Ain – Aouda Area in Rabat	45	2233
	Construction and Equipping of Fez University Hospital	90	
	Rural Area with Potable Water Supply	40	
	Construction and Equipment of Intermediate Schools	75	
	Construction and Equipping of Fez University Hospital (Additional Loan)	50	
	Construction and Equipping of Marrakech University Hospital (Additional Loan)	60	
	Taschort Dam	100	
	Moulay Bauchta Dam	60	
	Construction and Equipping Schools at Tamenourt and Tamesna Cities	90	
	High Speed Train (Tanjier – Casablanca)	750	
Mozambique	Maputo Coastal Protection	37.5	172.5
	Constructing and Equipping of Two Secondary Schools and Two Technical Institutes in Cabo Delgado and Niassa Provinces	45	
	Construction and Equipping Nampula General Hospital	33.75	
	Niassa Province Rural Electrification	56.25	
Niger	Housing Development and Grain Storage Silos	17.77	
	Niamey – Balegara – Fillingue Road	53.13	
	Margou – Falmey – Koulou – Gaya Road	15.59	

Country	Project Name	Amount	Total
Niger (contd.)	Zinder – Agades Road	35	337.15
	Faculty of Education of University of Niamey	36.16	
	Economic Development Support	22	
	Education and Health Development	45	
	Kandadji Dam	75	
	Equipping of Seven Health Centers for Mother and Child	37.5	
The People's Republic of Congo	Railways Project	88.3	164.89
	Completion of the Railways Projects	76.59	
Rwanda	Kigali – Gatuna Road	16.86	452.74
	Kayonza – Kagitumba Road	45.36	
	King Faisal Hospital in Kigali	64.27	
	Roads Sector Support	11	
	King Faisal Hospital Rehabilitation and Expansion	45	
	Kicukiro – Nemba Road	48.75	
	Increasing Access to Electricity to Some Areas in Rwanda	45	
	Kitabi – Congo Nil Road	19	
	Rubengera – Gasiza Road	48.75	
	Huye – Kitabi Road	52.5	
	Construction of Nyagatare – Byumba – Base Road	56.25	452.74



Appendix 1 (contd.)

Africa

SR Million

Country	Project Name	Amount	Total	Country	Project Name	Amount	Total
Senegal	Anambe River Basin (Phase I)	30		Senegal (contd.)	Ouakam Road, in Dakar	114	1035.62
	Development of the Senegal River Basin OMVS	237.8			Dalal Jamm Hospital (Additional Loan)	34	
	Kedougou – Saraya Road	24.84			Rehabilitation and Extension of Matam Agricultural Project (Phase II)	74.2	
	Rehabilitation of Ourosogui – Bakel Road	6.51		Seychelles	Electrification of South Mahe Island (Second Phase)	75	75
	Sacre – Coeur Housing (Phase II)	4.14		Sierra Leone	The Hospital Project (Consultancy Services) (Phase I)	5	124.5
	Emergency Plan for Potable Water Supply	56.9			Western Province Electricity Generation (Phase II)	31	
	Rural Development in Eastern Senegal	10.68			Kenema – Pendembu Road	37.5	
	Dialakoto – Kedougou Roads Technical and Economic Feasibility Study	2.75			Western Area Power Generation (Phase I and II) (Additional Loan)	6	
	Canal and Road Frone De' Terre in Dakar	8.41			Rehabilitation and Expansion of "Fourah Bay" College at University of Sierra Leone	45	
	Support of Economic Sectors	22		Somalia	Juba Sugar	218.75	352.59
	Social and Economic Sectors Support	8			Somalia National University	35.3	
	Dialakoto – Kedougou Road	39.25			Completion of Juba Sugar (Additional Loan)	68.54	
	Anambe River Basin Development (Phase II)	57.5			Agricultural Sector Support	30	
	Cap Des Biches Power Station Expansion	78.51		Sudan	Rahad Irrigation System	92.21	
	Development of Education	26.89			Haya – Kassala Road	91.78	
	Irrigated Agriculture Development on Senegal River	45			Port Sudan Airport	35.3	
	Development of Health Level	15.59			Western Savannah Development	15.89	
	Potable Water Supply to Notto – Andiosmone – Palmarin	33.75			Ground Station's Connection to Satellites	32.83	
	Dalal Jamm Hospital	67.4			Improvement of Aeronautical Telecommunications	22.82	
	Medina Gounass – Guinea's Border Road	37.5					



Appendix 1 (contd.)

Africa

SR Million

Country	Project Name	Amount	Total		Country	Project Name	Amount	Total
Sudan (contd.)	Procurement of Scientific Equipment for Education	4.23	3068.14		Tanzania (contd.)	Potable Water Supply in Districts of Same and Mwanga	93.75	246.4
	Nyala – Kas – Zalingei Road	121.12				Construction and Rehabilitation of Rural Roads in Zanzibar (Additional Loan)	9	
	Kenana Sugar	120.16			Togo	Lome Port Extension	26.02	177.99
	Rahad Road	15.3				Preparation of the Economic feasibility studies and designs for Agro – Industrial Complex for Soybeans	1.22	
	Al – Jazira Rehabilitation	56.8				Rehabilitation of Tandjouare – Cinkasse Road	25	
	Sugar Factories Rehabilitation	81.8				Land Reclamation in Messon Toffiye Region	17	
	Al – Jazira Rehabilitation (Additional Loan)	70.9				Rehabilitation of Kpalime – Atakpame Road	45	
	Agricultural Sector Support	44				Rehabilitation of Sokode-Bassar Road	63.75	
	Marwi Dam	563			Tunisia	Tunisia Urban Sewerage	105	
	Marwi Dam (Additional Loan)	225				Gabes National Engineers School	13.65	
	Hightening of Roseires Dam	150				Sahel & Southern Regions Water Supply	114.76	
	White Nile Sugar	200				Sidi Saad Dam	219.37	
	Upper Atbara and Stit Dams	300				Protection of Sidi Saad Dam	16	
	Upper Atbara and Stit Dams (Additional Loan)	375				Safax City Potable Water Supply	96.15	
	Rainwater Harvesting to Overcome Thirst in Sudanese Rural Areas	450				Feasibility Study for Ground Water Exploitation in Far Southern Area	9.47	
Tanzania	Agricultural Sector Support	15					Expansion of Fishing Ports in Gabes, Teboulba and Klibia	
	Kibiti – Lindi Road	43.8			Feasibility Study for an Industrial Complex in North West		4.15	
	Pemba Airport Rehabilitation	7.6			Nefzaoua Oasis		50	
	Constructing and Rehabilitation of Rural Roads in Zanzibar	21						
	Potable Water Supply for Three Towns and Surrounding Villages of Mara Region	56.25						



Appendix 1 (contd.)

Africa

SR Million

Country	Project Name	Amount	Total
Tunisia (contd.)	Doubling of Railway Line between Borj Cedria And Al – Qal’ah Al – Kubra	88	3246.55
	Al – Hawareb Dam	50	
	Integrated Rural Development	132.5	
	Al – Saoud Wadi Sejnane Dam	100	
	Tabarka International Airport	50	
	Construction and Equipment of Emergency Medical Center in the Capital	40	
	Integrated Farming Development in Jumin and Gazala	40	
	Economic Science College and Media Arts Institute	37.5	
	Integrated Farming Development at Sidi Bou Zid Province	75	
	Protection of the Coastline from Drift in Carthage, Gammarth and Halg alwadi	70	
	Sousse Power Plant	450	
	Natural Gas Pipeline Network	318.75	
	Developing the Vocational Training System	60	
	Social Housing	562.5	
	Mornaguia Power Station	483.75	
Uganda	Financing the Purchase of the Items Related to Agricultural and Livestock Development	7.36	
	Economic Development Support	17	
	Kinyara Sugar Rehabilitation	25	
	Construction and Equipping of Technical Institutes for Vocational Education and Training	45	

Country	Project Name	Amount	Total
Uganda	Rural Electrification Project	41.25	191.86
	Rehabilitation and Equipping of Yumbe and Kayunga Hospitals	56.25	
Zambia	Solwezi – Kelenge Road	65	185
	Kalabo – Sikongo – Angola Border Road	45	
	Modernization of the University Teaching Hospital in Lusaka	75	
Zimbabwe	Rural Telecommunications	23.66	23.66
Total of Loan Amounts Extended to Africa		26942.36	



Appendix 1

Asia

SR Million

Country	Project Name	Amount	Total
Afghanistan	Kabul – Kandahar – Herat Road	195	382.5
	Armalik – Sbzak – Qalainau Road	187.5	
Azerbaijan	Construction of Secondary Schools in Baku	35.7	376.95
	Construction of Velvelechy – Takhtakorpu Canal	67.5	
	Yevlakh – Ganja Road	48.75	
	Rehabilitation and Expansion of Water Supply and Sanitation System for Baku Area	93.75	
	The Extension and Rehabilitation of Water Supply and Sanitation Systems of Khyrdalan City	131.25	
Bahrain	Al Rafa Power Supply	145.25	623.76
	Second Manama – Muharraq Road and Main Crossing	62.24	
	Expansion of Power Transmission Lines 66 KV	60	
	Al hadd Power and Water Generating Station (Phase I)	68.77	
	Development of Two Electric Power Transmission Line Networks of 220 and 66 KV	187.5	
	Operational Program of Bahrain Development Bank	100	
Bangladesh	Railways Rehabilitation	225.96	
	Jaipurhat Limestone Mining	4.6	
	Chittagong Urea Fertilizer	279.98	
	Railways Track Rehabilitation	32.67	
	Deep Tubewells Irrigation	72.2	

Country	Project Name	Amount	Total
Bangladesh (contd.)	Three Wells Drilling for Oil and Gas Exploration	30.9	1803.8
	Teesta Dam for Irrigation and Flood Control	105	
	Rural Electrification (Phase III – C)	47.6	
	Structural Adjustment Support	76.75	
	Rural Electrification (Phase 5-A “The Second Selit Cooperative”)	39.39	
	Medical Institutes and Specialist Hospitals Upgrading	82.5	
	Construction of Shitalaha Bridge	168.75	
	Construction of Flyover Bridges in Dhaka	200	
	Construction of Shikalbaha Power Plant	200	
	Construction of Bridge Over Teesta River in Gaibandha	187.5	
China	Flyovers (Additional Loan)	50	
	Waying – Jiayin Road	86	
	Guangmen – Qianfeng Road	94	
	Akeso City Improvement of Infrastructure and Environment	82.5	
	Beijing’s Vocational Training Complex	100	
	Educational Buildings in Gansu Province	93.75	
	Construction of Buildings for Vocational Education Colleges at Yunnan Province	60	
	Construction and Equipping of Three Hospitals in Gansu Province	75	



Appendix 1 (contd.)

Asia

SR Million

Country	Project Name	Amount	Total		Country	Project Name	Amount	Total
China (contd.)	Reconstruction of Earthquake Affected Areas	225	1637.5		Indonesia (contd.)	Arakundo Jambu Aye Irrigation and Flood Control	120.96	1119.06
	The Construction of the Children Hospital of Ningxia Hui Autonomous Region	93.75				Nucleus Estate and Small Holder 4th Region	74.61	
	The Construction of Hanzhong Railway Central Hospital in Shaanxi Province	93.75				Development of Surabaya Port (Phase II)	72	
	Chongqing Chayuan Culture and Art Center	90				Construction of Two University Hospitals in Sebelas Maret University and Andalas University	135	
	Construction of Luliang University New Campus in Shanxi Province	112.5				Development of Education in Seven Universities	131.25	
	Environmental Protection and Sustainable Development of Wetlands around Hwange Lake in Susong District, Anhui Province	112.5						
	Environmental Development of the Inhabited Areas at Hui People, Jintai District, Shanxi Province	93.75			Jordan	Hussein Thermal Power Station (Phase III)	98	
	Reconstruction of Earthquake Affected Areas in Lushan District, Sichuan Province,	112.5				Expansion of Aqaba Electricity (Phase II)	26.25	
Construction of a Number of Vocational College Buildings in Jiujiang City, Jiangxi Province	112.5	Amman Water Supply and Sewerage	59.28					
		Aqaba Water Supply	49.86					
		Hasa – Menzil Railway	38.5					
		Aqaba Industrial Port	61.25					
India	Srisailam & Nagar Junsagar Power	350.44	626.18			Amman Water Supply (Additional Loan)	83.43	
	Koraput – Rayagada Railway	73.38				Aqaba Thermal Power Station	89.98	
	Ramagundam Thermal Power (Phase II)	93.79			South Ghor Irrigation (Feifa – Khanizeirah)	12.71		
	Nhava Sheva Port	108.57			Secondary Vocational Schools	63.88		
Indonesia	Fertilizer Plant Expansion	237.75			Al – Zara – Ghor Haditha Road	21.89		
	Surabaya – Malang Road	176.5			Faculty of Medical Science, Jordan University for Sciences and Technology	50.3		
	Padalarang – Cileuny Highway	140.92		Al – Yatum South Aqaba Road	25.13			
	Nucleus Estate and Small Holder Sugar Project	30.07		Construction of Irbid Industrial City	15.17			



Appendix 1 (contd.)

Asia

SR Million

Country	Project Name	Amount	Total
Jordan (contd.)	Expansion of Al – Bashir Government Hospital	100	1383.63
	Azzarga Government Hospital	112.5	
	Expansion of Al-Bashir Government Hospital (Additional Loan)	82.5	
	Samra Power Station (Phase III)	193	
	The Fourth Thermal Generation Unit of Samra Power Station (Combined Cycle)	200	
Kazakhstan	Karaganda – Astana Road	45	45
Kyrgyzstan	Bishkek – Torugart Road	56.25	93.75
	Taras – Talas Road (Phase III)	37.5	
Lebanon	Rehabilitation of University of Lebanon	54.27	
	Access Roads to Beirut and Main Crossing	68	
	Beirut Public Hospital	129.85	
	Completion of North Trans – Coastal Highway	53.31	
	Completion of South Trans – Coastal Highway	60.64	
	Maintenance of Government Buildings	23.71	
	Construction of Three Hospitals for Primary Care	40.93	
	Rehabilitation of Infrastructure for Emigrants Housing Districts	17.73	
	Construction of Government Schools	16.45	
	Rehabilitation of Teacher's Colleges	2.36	
	Construction of Three Hospitals for Primary Care (Additional Loan)	6	

Country	Project Name	Amount	Total
Lebanon (contd.)	Potable Water Supply for Rural Areas in Akkar District	44	1020
	Brisa Lake Reservoir	37.5	
	Beirut – Damascus Highway	168.75	
	Potable Water Network for the City of Al – Maniah (Tripoli and Dhnaiah Province)	30	
	Construction of 12 Government Schools at Four Provinces	41.5	
	Al – Matn Highway	45	
	Roads at Akar Area	56.25	
	Main Roads in Al – Khroub Province	41.25	
	Albetron – Tnwryin Road	26.25	
	Construction of Colleges Buildings of the Lebanese University at Tripoli Campus	56.25	
Malaysia	Medical Faculty at University of Kebangaan	54.16	312.26
	University of Technology in malaysia	48.24	
	Pahang Tenggara Land Settlement	86.1	
	South East Ulu Kelantan Land Settlement	40	
	Lepar Utara Land Settlement	52.7	
	Five Lamara Junior Science Colleges	15.16	
	Four District Hospitals	15.9	
	Hulule Airport	31.15	
Maldives	Completion of Hulule Airport	9.27	
	Male Water Supply and Sewerage	14.25	



Appendix 1 (contd.)

Asia

SR Million

Country	Project Name	Amount	Total
Maldives (contd.)	Male International Airport Development	34.14	1014.96
	Male International Airport Development (Phase IV)	16.65	
	Reconstruction and Development of Gaafu Alifu Atoll	45	
	Program of Repairs of Damages Resulted from Tsunami	56.25	
	Reconstruction of Fishing Harbors	56.25	
	Reconstruction and Development of Gaafu Alifu Atoll (Additional Loan)	30	
	Hithadhoo Public Hospital	47	
	Development of Hulhumale Island	300	
	Development of Ibrahim Nasir International Airport	375	
Myanmar	Development of Irrigation System for Kanyin Dam	30	30
Nepal	Marsyangdi Hydro-Electric Power	45.4	452.5
	Bajmati Irrigation (Phase I)	35.6	
	Bajmati Irrigation (Phase II) (additional loan)	109	
	Completion of Bajmati Irrigation	56.25	
	Budhi Ganga Hydropower Project	112.5	
	Development of Dunduwa Irrigation System	93.75	
Oman	Social and Administrative Centers	35.88	
	Mountain Roads in the Southern Region	124.28	
	Vocational Training Center at Al – Khoeir	29.38	

Country	Project Name	Amount	Total
Oman (contd.)	Vocational Training Center at Ibri	16.17	274.17
	Expansion of Al-Ghubrah Desalination & Power Station (Phase III)	68.46	
Pakistan	Mir Pur Mathelo Fertilizer	96.99	2590.41
	Pipri Thermal Power Station	218.92	
	Tarbela Dam Repairs	172.29	
	Pipri Thermal Power Station (Phase II)	128.07	
	Irrigation and Drainage of the Left Bank Land of Andous River (Phase I)	231.53	
	Sibi – Rakhni Road	7.4	
	Structural Adjustment Support	165.26	
	Makran Coastal Road	51.95	
	Golen Gol Hydropower	150	
	Neelum Jhelum Hydropower	300	
	Construction of the Infrastructure for Malakand Region	270	
	Construction of Neelum Jhelum Hydropower (Additional Loan)	375	
	Construction of Golen Gol Hydropower Station (Additional Loan)	216.75	
	Chella Bandi - Patika Road	206.25	
Philippines	Mindanao Roads Improvement	75	75
South Korea	Development of the Ports Busan and Mukho	122.5	362.27
	Highways Construction and Improvement	123.02	
	Gamcheon Port Development	116.75	



Appendix 1 (contd.)

Asia

SR Million

Country	Project Name	Amount	Total
Sri Lanka	Colombo Water Supply and Sewerage	99.9	1071.53
	Electric Power Transmission	48.13	
	Mahaweli Ganga Downstream Development System "B" Left Bank	85	
	Medical Services Development in Colombo	45	
	Batticaloa – Trincomalee Road	40	
	Development of Health Facilities in Colombo (Additional Loan)	11	
	Epilepsy Hospital and Health Center	75	
	Kaluganga Development	172.5	
	Road Network Development	225	
	Improvement of Peradeniya – Badulla – Chenkaladi Road	225	
	Epilepsy Hospital and Health Centers (Additional Loan)	45	
Syria	Tartus Seaport	67.49	
	Latakia Seaport	73.13	
	Damascus – Lebanon Border Road	55.69	
	Tishreen Military Hospital	50	
	Banias Thermal Power Station	69.65	
	Tishreen University in Latakia	123.1	
	Karat Kozak – Ein Eisa Road	27.81	
	Tartous – Kreit Coaxial Submarine Cable	35.98	

Country	Project Name	Amount	Total
Syria (contd.)	Damascus International Airport Development	24.24	2303.85
	Expansion of Mehardeh Power Station	99.27	
	Tartus – Latakia Highway	27.49	
	Aleppo Thermal Power Station	750	
	Expansion of An – Nasiriyah Power Station	525	
	Construction of Deir Ezzor Power Plant	375	
Tajikistan	Shkef – Zegar Road	22.5	313.87
	Completion of Construction and Furnishing of Three Secondary Schools	11.25	
	Rehabilitation and Provision of Equipment for Maternity Hospital in Dushanbe	11.25	
	Emergency Care Hospital in Dushanbe	18.37	
	Construction and Equipment for Schools	45	
	Rehabilitation and Equipping of Maternity and Child Hospital in Khujand City	36.75	
	Kulyab – Kalaikhumb Road	75	
	Construction and Equipping for Secondary Schools	93.75	
Thailand	Mae Moh Power (Unit Four)	105.39	173.39
	Rural Electrification (Phase II)	68	
Turkey	Transmission Lines (Phase I)	197.87	
	Yesilkoy Airport Terminal	24.79	
	Elbistan Power	112.81	
	Transmission Lines (Phase II)	26.64	



Appendix 1 (contd.)			Asia			SR Million			
Country	Project Name	Amount	Total		Country	Project Name	Amount	Total	
Turkey (contd.)	Modernization and Electrification of Iskenderun Divrigi Railway Line (Phase I)	137.43	1090.62		Vietnam	BacKan’s General Hospital and Medical Training Center	55	427.12	
	Transmission Lines (Phase III)	52.52				Ninh Thuan Vocational Training Center	42		
	Modernization and Electrification of Iskenderun Divrigi Railway Line (Phase II)	206.54				Thach Kim – Hien Hoa Road	60		
	Educational and Application Hospital in Dokuz Eylul University	29.66				Xuan Phuoc – Phu Hai Road	56		
	Application Hospital, Medical Faculty & Research Center at Kocaeli University	138				Rehabilitation of Flood-Affected Areas	45		
	Roads and Bridges Connections	81.36				Dong Ha – Can Ty – Lao Va Chai Road	60		
	Bolu Water Supply	83				Extension of Hoa Binh Province General Hospital	39		
Turkmenistan	Constructing and Equipping of Three Diagnostic Centers	37.5	37.5			Yemen	Center of Tan Yen Commune Road		36
					Expanding Ha Nam Vocational College		34.12		
Uzbekistan	Construction and Equipping Secondary Schools	60	587.5		Sana’a Triangle Electricity Supply, (Phase I)		17.5		
	Construction and Rehabilitation of Alat Pumping Station in Bukhara Region	45			Grain Storage and Silos and Processing		38.25		
	Reconstruction of Highway in Direction of Samarkand – Guzar	112.5			Sana’a Water Supply and Sewerag		51.29		
	Construction and Equipping Specialized Scientific Medical Centers with Modern Medical Equipment	75			Second Electricity		86.5		
	Improvement of Drinking Water Supply of Koshrabad District in Samarqand Region	70			Taiz Water Supply and Sewerage		61.29		
	Construction of Modern Rural Houses (in Khorezm Region)	112.5			Second Electricity (Phase II)		52.83		
	Construction of Modern Rural Houses in Karakalpakstan Region	112.5			Grain Storage and Processing (Phase II)		36.83		
					Al – Mokha Power Station (Phase III)		78.61		
					Completion of Sana’a Water and Sewerage		46.9		
			Development of Aden Seaport		67.38				



Asia

Appendix 1 (contd.)		SR Million	
Country	Project Name	Amount	Total
Yemen (contd.)	Agricultural College, University of Sana'a	10.21	2140.09
	Expansion of Sana'a Power Station	93.75	
	Expansion of Aden Power Station	93.75	
	Construction of Power Station in Ma'rib	187.5	
	Construction of Technical Institutes and Vocational Training Centers	187.5	
	Engineering Services for Roads Projects	22.5	
	Main Roads	140	
	Social Development Fund	75	
	Heddan – Aljum'ah – Almnzalah Road	90	
	Migz – Ghamer – Razkh Road	26.25	
	Main Roads (Additional Loan)	118.75	
	Faculty of Medicine and Health Sciences, University of Taiz	45	
	Hudaydah Central Hospital	112.5	
	Umran – Sana'a – Dhamar – Ta'izz – Aden Freeway	400	
Total of Loan Amounts Extended to Asia		23159.02	

Grand Total of Loan Amounts Extended to Africa, Asia and Other Regions	51445.69
---	-----------------

Other Regions

Appendix 1 (contd.)		SR Million	
Country	Project Name	Amount	Total
Albania	Construction of Durres Bypass Road	45	138.75
	Construction of Tirana – Elbasan – Qukes – Qafe – Plloce Road	93.75	
Bosnia and Herzegovina	Bosnia and Herzegovina Reconstruction Program	112.5	390
	Completion and Equipping of Four Hospitals	93.75	
	Zenica City Ring Road	93.75	
	Refugees Housing Rehabilitation	67.5	
	Development of infrastructure in Gorazde	22.5	
Brazil	Chesf Power	111.06	111.06
Cuba	Rehabilitation and Equipping of a Number of Maternity Hospitals	75	457.5
	Rehabilitation of Drinking Water Network of Havana City	112.5	
	Rehabilitation of Water Supply and Sanitation of Camaguey City	150	
	Rehabilitation of Water Supply and Sanitation Systems of Cardenas City	120	
Jamaica	Highway Maintenance	17.4	17.4
Kosovo	High Speed Road Prishtina – Mitrovice	60	60
Malta	Marsaxlokk Port	70.6	153.6
	Water Desalination	41	
	Marsaxlokk Port (Phase II)	42	
Western Samoa	Apia Water Supply	16	16
Total of Loan Amounts Extended to Other Regions		1344.31	



Appendix 2

Contributions of the Kingdom of Saudi Arabia to Arab, Regional and International Development Institutions up to 31/12/2016

Institutions	Capital (USD)	Contribution of the KSA In USD	Contribution of the KSA (% of the Capital)
Arab Monetary Fund *	3.209.282.580	482.733.660	15.04
Arab Fund for Economic and Social Development **	8.699.266.020	2.118.165.390	24.35
Arab Bank for Economic Development in Africa	3.696.017.775	924.685.799	25.02
Arab Investment Guarantee Corporation **	155.910.964	25.702.200	16.49
Arab Authority for Agricultural Investment and Development **	561.652.790	128.932.438	23.00
The Special Account for Financing Small and Medium – Size Private Sector Projects in the Arab Countries	1.266.241.976	500.000.000	39.49
Islamic Development Bank ***	67.779.880.000	15.941.712.000	23.52
Islamic Corporation for Investment Insurance and Export Credit ***	385.487.180	80.400.000	20.86
Islamic Corporation for Private Sector Development	865.430.770	157.509.403	18.20
International Islamic Trade Financing Corporation	707.960.000	120.000.000	16.95
Islamic Solidarity Fund for Development	2.377.594.000	1.000.000.000	42.06
International Finance Corporation	2.566.199.000	51.038.000	1.91
Multilateral Investment Guarantee Agency	1.918.721.000	59.813.000	3.12
OPEC Fund for International Development *****	6.186.129.734	2.104.592.721	34.02
International Bank for Reconstruction and Development *****	263.329.000.000	8.022.800.000	3.05
International Monetary Fund *****	627.184.775.000	13.290.158.000	2.10
The International Development Agency	245.430.000.000	2.634.570.000	1.07
The Arab Gulf Program for Development (AGFUND) *****	520.000.000
African Development Bank	103.561.813.800	193.912.200	0.20
African Development Fund	393.318.193
Asian infrastructure investment Bank	100.000.000.000	508.900.000	5.08
International Fund for Agricultural Development	601.923.000

* The capital of the Arab Monetary Fund was calculated by changing the Arab Dinar into USD according to the prevailing exchange rate based on the value of the Special Drawing Rights which is equivalent to USD1.34 (December 2016).

** The capital of each of the Arab Fund for Economic and Social Development, Arab Investment Guarantee Corporation and the Arab Authority for Agricultural Investment and Development, on the basis that the Kuwaiti Dinar exchange rate is equivalent to USD 3.27 (December, 2016)

* * * The capital of both of the Islamic Development Bank and the Islamic Corporation for Investment Insurance and Export Credit were calculated by changing the Islamic Dinars into Dollars according to the prevailing exchange rates on the basis of the Special Drawing Rights equivalent to USD 1.34 (December 2016).

***** The Special Drawing Rights is equal to USD 1.33 for the International Monetary Fund (December 2016).

**** This percent is not fixed given that a number of members did not pay their share in the regular or selective increase of the Bank capital for the year 2011.



Appendix 3

The Co-financing Bodies with the SFD during the Period 1975 - 2016

Body	Body
Arab Fund for Economic and Social Development	Italian Credit Bank
Abu Dhabi Fund for Development	Yugoslav Bank for International Economic Cooperation
Kuwaiti Fund for Arab Economic Development	African Development Bank
Iraqi Fund for External Development	Islamic Development Bank
Japan Bank for International Cooperation	Asian Development Bank
Fonds d'Aide et de Cooperation, FAC (France)	Caribbean Development Bank
Fonds Pour Industrialisation des Pays en Development (Denmark)	Inter - American Development Bank
African Development Fund	West African Development Bank
Regional Development Fund for the Economic Union of the West African Countries	Banque de Développement des Etats de L'Afrique Centrale (BDEAC)
Opec Fund for International Development	Eastern and Southern African Trade and Development Bank
European Investment Fund	Skandinaviska Enskilda Banken (SEB)
International Monetary Fund	European Fund for Development
International Fund for Agriculture Development	International Bank for Reconstruction and Development
Overseas Development Administration (British Agency)	Arab Bank for Economic Development in Africa
Canadian International Development Agency	Commonwealth Development Corporation
Swedish International Development Agency	Millennium Challenge Corporation
United States Agency for International Development	Swiss Development Corporation
Societe Pour L'Expansion des Exportations, SEE (Canada)	European Economic Community
International Development Association	United Nations Development Program
Caisse Centrale de la Cooperation Economique, CCCE (France)	World Food Program
Kreditanstalt für Wiederaufbau, KfW (Germany)	The Export- Import Bank of China





Collaboration and partnership with other international aid agencies, ensure effective and efficient development aid

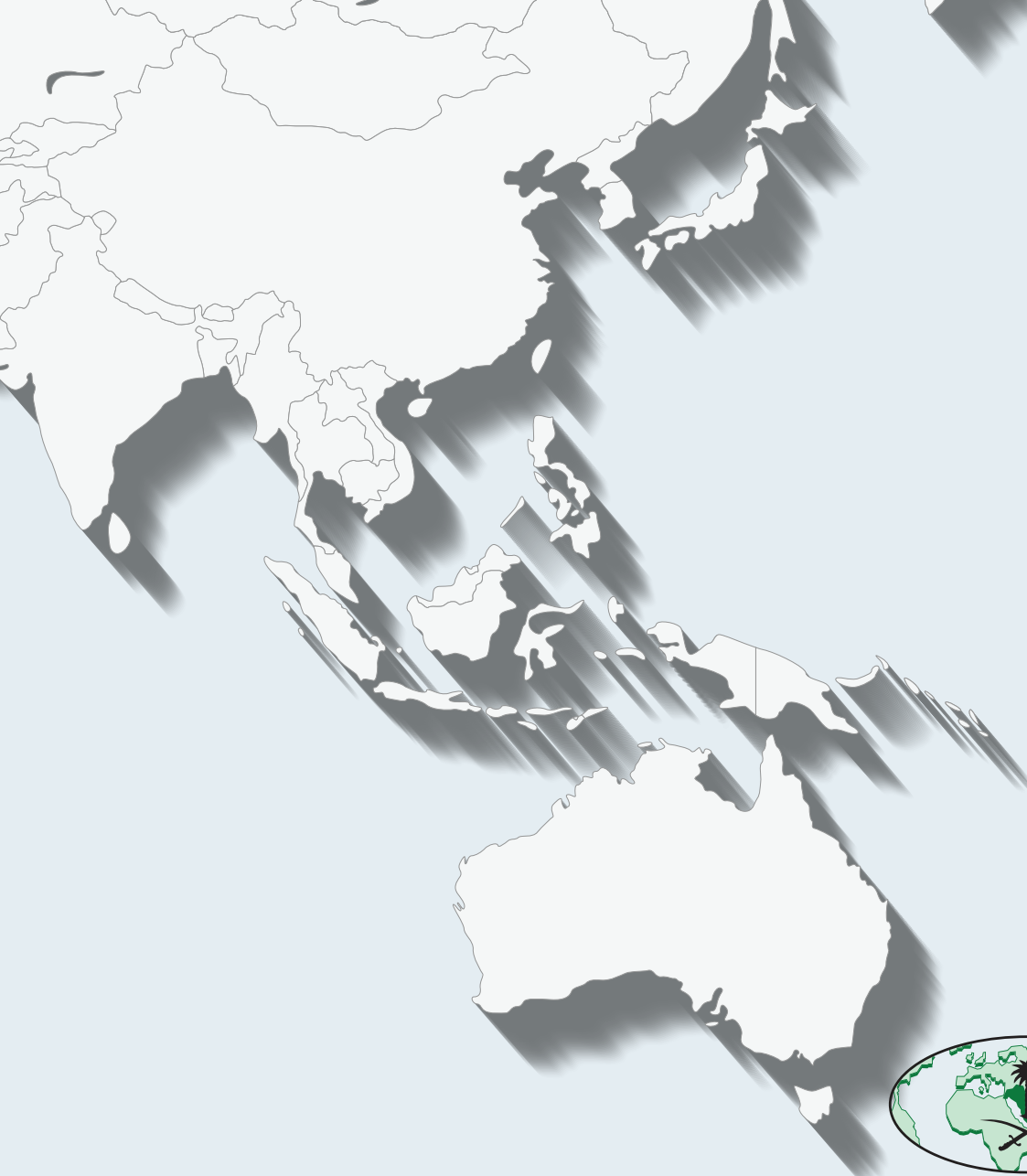


الصندوق السعودي للتنمية
The Saudi Fund For Development



The Saudi Fund For Development





The Saudi Fund For Development

P.O.Box 50483, Riyadh 11523

Tel: +966112794000 - Fax: +966114647450

www.sfd.gov.sa