

**SFD**  
الصندوق السعودي للتنمية  
Saudi Fund for Development



# The Activity of the Saudi Fund for Development in Transportation and Communication Sector 2019


رؤية VISION  
**2030**  
المملكة العربية السعودية  
KINGDOM OF SAUDI ARABIA

**SFD**  
الصندوق السعودي للتنمية  
Saudi Fund for Development











 **The Activity of the Saudi Fund for Development in Transportation and Communication Sector during (1975-2019):**

  
**No. of Projects and Programs**  
**226**

  
**Total Amount**  
**19577.22**  
**SR million**

  
**Representing**  
**28.96%**  
**of SFD total cumulative contributions**

-  **In Africa 138 projects with a total amount of SR 10760.71 million**
-  **In Asia 81 projects with a total amount of SR 8394.01 million**
-  **In Other Regions 7 projects with a total amount of SR 422.50 million**



## Development Assistants to Countries by Sub-sector

	 <b>Roads</b>	 <b>Railways</b>	 <b>Seaports</b>	 <b>Airports</b>	 <b>Communication</b>
<b>Africa</b>					
No. of projects and programs	102	8	11	13	4
Amount (SR million)	7927.38	1291.08	858.78	540.78	142.69
Amount (USD million)	2113.97	344.28	229.00	144.20	38.05
<b>Asia</b>					
No. of projects and programs	55	8	9	7	2
Amount (SR million)	5904.65	1094.88	745.32	515.23	133.93
Amount (USD million)	1574.57	291.96	198.75	137.39	35.71
<b>Other Regions</b>					
No. of projects and programs	5	-	2	-	-
Amount (SR million)	309.90	-	112.60	-	-
Amount (USD million)	82.64	-	30.02	-	-
<b>Total</b>					
No. of projects and programs	162	16	22	20	6
Amount (SR million)	14141.93	2385.96	1716.70	1056.01	276.62
Amount (USD million)	3771.18	636.25	457.78	281.60	73.76



4 | The Kingdom of Saudi Arabia has established the Saudi Fund for Development (SFD) to act as its main channel of its official development assistances. The SFD's inception falls in line with the Kingdom's regional and international leading role in assisting the less-developed countries and supporting their efforts towards further social and economic development. The SFD's strategy focuses on supporting the sectors of priority according to development plans of each recipient country. SFD has signed, since its inception in 1975 until the end of 2019, totaled 714\* loan agreements to finance 680\* development projects and programs at a total value of SR. 67594.83 million, benefiting 83 developing countries across the world.

The transportation and communication sectors play vital role in development; they connect the various economic sectors

and facilitate the transport of products in-between the different markets. Therefore, they contribute effectively to the development of the various economic sectors and consequently increase the developing countries GDP. In addition, in light of the high-cost of this sector's projects and their low return on the short-term, besides the poor resources of the developing countries and the reluctance of the private sector investors, the Fund decided to allocate huge loans to support this sector. In this regard, the Fund has allocated SR. 19577.22 million represents 28.96% of its total cumulative contributions to finance 226 development projects and programs; 138 of which were in Africa with a total value of SR. 10760.71 million, 81 in Asia for a total of SR. 8394.01 million and 7 in Other Regions

\* The reason why the number of signed loan agreements exceeds the number of the projects and programs is that some projects received more than one loan.

with a total amount of SR. 422.50 million.

### **First- Transportation Sector:**

The Transportation sector represents a sector that comprises a number of sub-sectors, namely: roads, railways, seaports and airports. The following illustrates the Fund's activity in each of these sub-sectors:

#### **A-Roads:**

Roads play a major role in the development process. They are the main tool that connects the production sites with the consumption and export centers. They also facilitate the individuals' movement. Therefore, SFD has allocated SR. 14141.93 million, about 20.92% of its total cumulative loans amount, and 72.24% of the Fund's total contribution in transportation and communication sectors, to finance 162 development projects; of which 102 were in Africa with a total value of SR. 7927.38 million, 55 in Asia with a total of SR. 5904.65 million and 5 in Other Regions where the Fund contributed an amount of SR. 309.90 million.

#### **B-Railways:**

SFD has contributed to the finance of 16 development projects and programs related to the railways at a total value of SR. 2385.96 million, which represents 3.53% of the SFD's total cumulative contributions, and 12.19% of transportation and communication sector, 8 of these projects and programs were in Africa and received a total financing of SR. 1291.08 million while the other 8 were in Asia with a total of SR. 1094.88 million.

#### **C-Seaports:**

SFD has contributed a total of SR. 1716.70 million, to contribute to the financing of 22 seaports. The amount represents 2.54% of the

SFD's total cumulative contributions, and 8.77% of transportation and communication sector. Of the total financed projects and programs, 11 were in Africa with a total value of SR. 858.78 million, 9 in Asia with a total of SR. 745.32 million and another 2 projects in Other Regions with a total of SR. 112.60 million.

#### **D-Airports:**

SFD has financed 20 airport projects with a total of SR. 1056.01 million, which represents about 1.56% of the fund's total cumulative contributions and 5.39% of transportation and communication sector. The financed projects extended to include the construction of runways, expansion of aviation services and rehabilitation of some airports, besides the provision of consultancy services for these works. Of the total financed projects, 13 were in Africa totaled to SR. 540.78 million and 7 in Asia for SR. 515.23 million.

#### **Second- Communication Sector:**

SFD provided a great importance to the communication sector due to its significance in facilitating the trade movement as well as the flow and exchange of information especially in light of the globalization of trade and economy. In this regard, SFD has financed 6 projects with a total amount of SR. 276.62 million which represents 0.41% of its total cumulative contributions and 1.41% of transportation and communication sector. Of the total financed projects, SFD financed 4 in Africa with a total amount of SR. 142.69 million and 2 in Asia with a total amount of SR. 133.93 million.



 **The Sectorial and Geographical Distribution of the SFD's Contributions to Transportation and Communication Sector during (1975 – 2019)**

(SR. Million)

Sector	Africa		Asia		Other Regions		Total	
	No. of Projects and Programs	Amount	No. of Projects and Programs	Amount	No. of Projects and Programs	Amount	No. of Projects and Programs	Amount
<b>Transportation</b>								
Roads	102	7927.38	55	5904.65	5	309.90	162	14141.93
Railways	8	1291.08	8	1094.88	-	-	16	2385.96
Seaports	11	858.78	9	745.32	2	112.60	22	1716.70
Airports	13	540.78	7	515.23	-	-	20	1056.01
<b>Communication</b>	4	142.69	2	133.93	-	-	6	276.62
<b>Total</b>	<b>138</b>	<b>10760.71</b>	<b>81</b>	<b>8394.01</b>	<b>7</b>	<b>422.50</b>	<b>226</b>	<b>19577.22</b>

 **The Contributions of the SFD in Supporting the Transportation and Communication Sector in Africa during (1975 – 2019)**

(SR. Million)

Country	Transportation Projects						Communication Projects	
	Roads	Railways	Seaports	Airports	No. of loans	Amount	No. of loans	Amount
Ethiopia	5	-	-	-	5	515.00	-	-
Eretria	1	-	-	-	1	34.03	-	-
Central Africa Republic	-	-	-	1	1	16.00	-	-
Botswana	-	-	-	1	1	34.84	-	-
Benin	1	-	-	-	1	60.00	-	-
Burkina Faso	5	-	-	1	6	393.75	-	-
Burundi	7	-	-	-	7	317.52	-	-
Chad	1	-	-	-	1	135.00	-	-
Tanzania	2	-	-	1	3	81.40	-	-
Togo	3	-	1	-	4	159.77	-	-
Tunisia	-	1	1	1	3	198.00	-	-
Gabon	-	1	-	-	1	40.27	-	-
Gambia	5	-	-	4	9	536.81	-	-

Country	Transportation Projects						Communication Projects	
	Roads	Railways	Seaports	Airports	No. of loans	Amount	No. of loans	Amount
Algeria	-	-	1	-	1	94.93	-	-
Cape Verde	1	-	-	-	1	37.50	-	-
Comoros	4	-	-	-	4	220.25	-	-
Djibouti	2	-	3	1	6	765.48	-	-
Rwanda	8	-	-	-	8	298.47	-	-
Zambia	2	-	-	-	2	56.76	-	-
Zimbabwe	-	-	-	-	-	-	1	23.66
Senegal	7	-	-	-	7	337.35	-	-
Sudan	3	-	-	1	4	263.51	2	55.65
Sierra Leone	1	-	-	-	1	37.50	-	-
Ghana	1	-	1	-	2	87.20	-	-
Guinea	5	-	-	-	5	321.38	-	-
Guinea Bissau	2	-	1	-	3	53.80	-	-
Cameroon	4	1	-	-	5	218.71	-	-
Cote d'Ivoire	2	-	-	-	2	157.50	-	-

Country	Transportation Projects						Communication Projects	
	Roads	Railways	Seaports	Airports	No. of loans	Amount	No. of loans	Amount
Democratic Republic of Congo	1	1	-	-	2	70.04	-	-
People's Republic of Congo	-	2	-	-	2	164.89	-	-
Kenya	4	-	-	-	4	242.54	-	-
Liberia	2	-	-	1	3	181.80	-	-
Lesotho	-	-	-	1	1	13.16	-	-
Mali	5	-	-	-	5	259.81	-	-
Madagascar	3	-	-	-	3	129.50	-	-
Egypt	6	1	2	-	9	2439.58	1	63.38
Morocco	-	1	1	-	2	870.00	-	-
Malawi	1	-	-	-	1	45.00	-	-
Mauritania	4	-	-	-	4	550.25	-	-
Niger	4	-	-	-	4	178.72	-	-
<b>Total</b>	<b>102</b>	<b>8</b>	<b>11</b>	<b>13</b>	<b>134</b>	<b>10618.02</b>	<b>4</b>	<b>142.69</b>

 **The Contributions of the SFD in Supporting Transportation and Communication Sector in Asia during (1975 – 2019)**

(SR. Million)

Country	Transportation Projects						Communication Projects	
	Roads	Railways	Seaports	Airports	No. of loans	Amount	No. of loans	Amount
Azerbaijan	1	-	-	-	1	48.75	-	-
Jordan	3	1	1	-	5	540.52	-	-
Afghanistan	3	-	-	-	3	622.50	-	-
Indonesia	2	-	1	-	3	389.42	-	-
Uzbekistan	1	-	-	-	1	112.50	-	-
Pakistan	3	-	-	-	3	265.60	-	-
Bahrain	1	-	-	-	1	62.24	-	-
Bangladesh	3	2	-	-	5	864.88	-	-
Turkey	1	2	-	1	4	450.13	-	-
Sri Lanka	3	-	-	-	3	490.00	-	-
Oman	1	-	-	-	1	124.28	-	-

Country	Transportation Projects						Communication Projects	
	Roads	Railways	Seaports	Airports	No. of loans	Amount	No. of loans	Amount
Syria	3	-	2	1	6	275.85	1	35.98
China	3	2	-	-	5	735.40	1	97.95
Tajikistan	3	-	-	-	3	210.00	-	-
Philippine	1	-	-	-	1	75.00	-	-
Vietnam	4	-	-	-	4	197.00	-	-
Kazakhstan	1	-	-	-	1	45.00	-	-
Kyrgyzstan	4	-	-	-	4	300.00	-	-
South Korea	1	-	2	-	3	362.27	-	-
Lebanon	8	-	-	-	8	519.45	-	-
Maldives	-	-	1	5	6	522.46	-	-
India	-	1	1	-	2	181.95	-	-
Yemen	5	-	1	-	6	864.88	-	-
<b>Total</b>	<b>55</b>	<b>8</b>	<b>9</b>	<b>7</b>	<b>79</b>	<b>8260.08</b>	<b>2</b>	<b>133.93</b>

 **The Contributions of the SFD in Supporting Transportation and Communication Sector in Other Regions during (1975 – 2019)**

(SR. Million)

Country	Transportation Projects						Communication Projects	
	Roads	Railways	Seaports	Airports	No. of loans	Amount	No. of loans	Amount
Albania	2	-	-	-	2	138.75	-	-
Bosnia and Herzegovina	1	-	-	-	1	93.75	-	-
Jamaica	1	-	-	-	1	17.40	-	-
Kosovo	1	-	-	-	1	60.00	-	-
Malta	-	-	2	-	2	112.60	-	-
<b>Total</b>	<b>5</b>	<b>-</b>	<b>2</b>	<b>-</b>	<b>7</b>	<b>422.50</b>	<b>-</b>	<b>-</b>